

SINTERED STONE
PIETRA SINTERIZZATA
FEINSTEINZEUG
GRES CERAME

632

61CM





COLOSSEO GRIGIONI

HARDSCAPE®
PORCELAIN

 **OUTDOOR**
WOOD 2CM

L'ALTRA®
PIETRA
THE HIGH QUALITY
OUTDOOR PAVING

 **STONEGRES**

SUPER HARD
KERAMIK 3^{EU}

100% MADE IN ITALY

GRANULATI ZANDOBBIO

THE BEST CHOICE - UNA SCELTA VINCENTE - DIE BESTE WAHL - LE MEILLEUR CHOIX



**CERTIFIED
COMPANY**
**ISO 14001:2015 AND
ISO 9001:2015**

AZIENDA CERTIFICATA
ISO 14001:2015
E ISO 9001:2015

ZERTIFIZIERTES UNTERNEHMEN
ISO 14001: 2015
UND ISO 9001: 2015

ENTREPRISE CERTIFIÉE
ISO 14001: 2015
ET ISO 9001: 2015



**PRODUCTS
ALWAYS
IN
STOCK**

PRODOTTI
SEMPRE A STOCK

PRODUKTE
IMMER AM LAGER

PRODUITS
TOUJOURS EN
STOCK



**18 SIZES AND
134 COLORS**

18 FORMATI E
134 COLORI

18 FORMATE UND
134 FARBEN

18 FORMATS ET
134 COULEURS



**SALES IN 100
COUNTRIES
WORDWIDE**

VENDITE IN 100 PAESI
AL MONDO

VERKAUF IN 100 LÄNDERN
WELTWEIT

VENTES DANS 100 PAYS
DANS LE MONDE



Granulati Zandobbio is the representative point for the production and distribution of a wide range of products for landscape architecture: sintered stone and natural stone paving. The one supplier for the widest selection in terms of colors and sizes for the development of the outdoors.

Granulati Zandobbio è il punto di riferimento nella produzione e distribuzione di un'ampia gamma di prodotti legati al mondo dell'architettura del paesaggio: pavimentazioni in pietra sinterizzata e pietra naturale. Il fornitore unico di materiali con la più ampia selezione in termini di colori e formati per i progetti degli spazi esterni.

Granulati Zandobbio ist der italienische Spezialist für die Produktion und den Vertrieb einer breiten Palette von Produkten für die Landschaftsarchitektur: Feinsteinzeug und Naturstein. Dieses einzigartige Sortiment zeichnet sich durch eine breite Auswahl von Farben und Materialien für den Außenbereich aus.

Granulati Zandobbio est le point de référence pour la production et la distribution d'une vaste gamme de produits pour l'architecture de paysage: le grès cérame et les pavés en pierre naturelle. La source ponctuelle pour le choix le plus large en termes de couleurs et de tailles pour le développement du plein air.



COLOSSEO GRIGIONI, DUOMO BLUESTONE NOIR



COLOSSEO PIETRA DI GERUSALEMME



HARENA CALANCA LIGHT



COLOSSEO TOSCANO

SINTERED STONE

Sintered stone, high-end porcelain stoneware, is a very versatile artificial material for the numerous uses in infinite projects of external and internal environments. It can in fact be used for paving and cladding, for ventilated facades and swimming pools. It is made up of a special blend of natural minerals selected for their high quality, compacted and joined through a process that does not require the use of resins and chemical binders called sinterization process. The surface obtained is characterized by its extreme resistance to scratches, high temperatures, chemical agents and UV rays, in addition to a high ability to resist stains, an almost zero absorption factor and high mechanical strength.

PIETRA SINTERIZZATA

La pietra sinterizzata, ovvero gres porcellanato di alta qualità, è un materiale artificiale molto versatile per i numerosi impieghi in infiniti progetti di ambienti esterni e interni. Può essere infatti utilizzata per pavimentazioni e rivestimenti, per facciate ventilate e piscine. E' formata da una speciale miscela di minerali naturali selezionati per la loro alta qualità, compattati e uniti attraverso un processo che non richiede l'uso di resine e leganti chimici chiamato processo di sinterizzazione. La superficie ottenuta si caratterizza per l'estrema resistenza ai graffi, alle alte temperature, agli agenti chimici e ai raggi UV, oltre a un'elevata capacità di resistere alle macchie, un grado di assorbimento quasi nullo ed un'elevata resistenza meccanica.

FEINSTEINZEUG

Feinsteinzeug ist ein sehr vielseitiger Kunststoff, der für zahlreiche Projekte für den Innen - und Außenbereich angewendet werden kann. Tatsächlich kann er für Bodenbeläge und Verkleidungen, hinterlüftete Fassaden und Schwimmbäder verwendet werden. Er besteht aus einer speziellen Mischung natürlicher Mineralen, die wegen Ihrer hochwertigen Qualität ausgewählt, gepresst und durch einen Prozess namens "Sintern" kombiniert werden. Das Sintern sieht die Nutzung von Harzen und Bindemitteln nicht vor. Die dadurch entstandene Oberfläche ist durch eine extreme Festigkeit gegen Kratzer, Temperaturschwankungen, chemischen Produkten und UV-Strahlen sehr resistent. Außerdem ist sie beständig gegen Flecken, sie absorbiert nicht und sie hat eine starke mechanische Festigkeit.

GRÈS CÉRAME

Le grès cérame est un matériau artificiel très polyvalent qui peut être utilisé dans d'innombrables projets d'extérieur et d'intérieur. Il peut être utilisé pour les sols et les revêtements, pour les façades ventilées et les piscines. Il s'agit d'un mélange spécial de minéraux naturels sélectionnés pour leur grande qualité, compactés et assemblés par un procédé qui ne nécessite pas l'utilisation de résines et de liants chimiques qu'on appelle frittage. La surface obtenue est caractérisée par son extrême résistance aux rayures, aux températures élevées, aux agents chimiques et aux rayons UV, outre la résistance aux taches, un degré d'absorption presque nul et une grande résistance mécanique.

TECHNICAL FEATURES

CARATTERISTICHE TECNICHE
TECHNISCHE MERKMALE
CARACTERISTIQUES TECHNIQUES



DRIVE-OVER

CARRABILE - BEFAHRBARKEIT - CARROSSABLE



RESISTANT TO HEAVY LOADS

RESISTENTE AI CARICHI ELEVATI - BESTÄNDIG GEGEN HOHE LASTEN - RÉSISTANT AUX CHARGES LOURDES



RECTIFIED WITH BEVEL

RETTIFICATO CON SMUSSO - REKTIFIZIERT - RECTIFIÉ AVEC BISEAU



ANTISLIP

ANTISCIVOLO - RUTSCHFEST - ANTIDÉRAPANT



LOW WATER ABSORPTION

BASSO ASSORBIMENTO D'ACQUA - ABSORBIERT NICHT - FAIBLE ABSORPTION D'EAU



FIREPROOF

IGNIFUGO - FEUERHEMMEND - RÉSISTANT AU FEU



NO TREATMENTS REQUIRED

NON RICHIEDE TRATTAMENTI - KEINE WEITERE BEHANDLUNG NOTWENDIG - AUCUN TRAITEMENT NÉCESSAIRE



EASY TO CLEAN

FACILE DA PULIRE - PFLEGELEICHT - FACILE À NETTOYER



RESISTANT TO MILDEW AND MOSS

RESISTENTE A MUFFA E MUSCHIO - KEINE BESCHÄDIGUNG DURCH SCHIMMEL UND MOOS - RÉSISTANT À LA MOISISSURE ET À LA MOUSSE



THERMAL SHOCK RESISTANT

RESISTENTE AGLI SBALZI TERMICI - WIEDERSTANDSFÄHIG BEI TEMPERATURSCHWANKUNGEN - RÉSISTANT AUX CHOCS THERMIQUES



RESISTANT TO CHEMICALS

RESISTENTE ALL'ATTACCO CHIMICO - BESTÄNDIG GEGEN CHEMISCHE PRODUKTE - RÉSISTANT AUX PRODUITS CHIMIQUES



STAIN RESISTANT

RESISTENTE ALLE MACCHIE - BESTÄNDIG GEGEN FLECKEN - RÉSISTANT AUX TÂCHES



ABRASION RESISTANT

RESISTENTE ALL'ABRASIONE - ABRIEBFEST - RÉSISTANT À L'ABRASION



FROST RESISTANT

RESISTENTE AL GELO - FROSTFEST - ANTIGEL

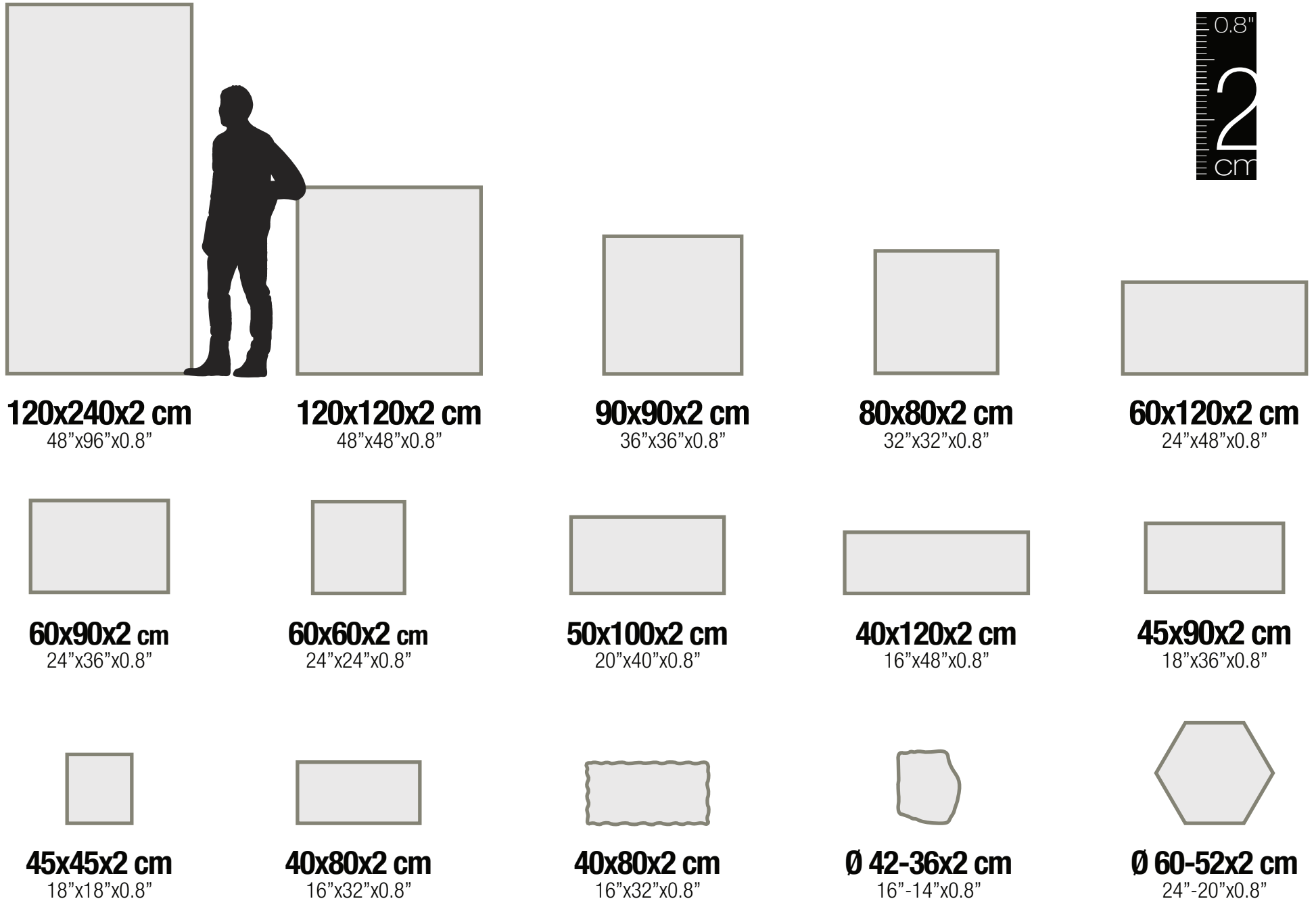


COLOR RESISTANCE TO LIGHT

RESISTENZA CROMATICA ALLA LUCE - KEINE VERFÄRBUNG DURCH LICHTEINSTRHLUNG - COULEUR RÉSISTANTE AUX UV

SIZE RANGE

FORMATI DI GAMMA - ZUR AUSWAHL STEHENDE FORMATE - FORMATS DE GAMME




HARDSCAPE®
PORCELAIN

OUTDOOR
WOOD 2CM


L'ALTRA
PIETRA®
THE HIGH QUALITY
OUTDOOR PAVING

STONEGRES

SUPER HARD
KERAMIK 3CM



90x90x3 cm
36"x36"x1.2"



60x60x3 cm
24"x24"x1.2"



40x60x3 cm
16"x24"x1.2"



40x80x3 cm
16"x32"x1.2"




40x120x3 cm
16"x48"x1.2"



20x40x5 cm
8"x16"x2"



40x60x5 cm
16"x24"x2"



60x60x5 cm
24"x24"x2"



10x10x6,5 cm
4"x4"x2.6"



60x60x1 cm
24"x24"x0.4"



60x90x1 cm
24"x36"x0.4"




120x120x1 cm
48"x48"x0.4"



30x60x1 cm
12"x24"x0.4"



20x120x1 cm
8"x48"x0.4"



60x120x1 cm
24"x48"x0.4"



INDEX
INDICE
INHALTSVERZEICHNIS
INDEX



	pag.
COLOSSEO GRIGIONI	13
COLOSSEO QUARZITE GIALLA	14
COLOSSEO GLETCHER GRAU	16
COLOSSEO FIORA	17
COLOSSEO BASALT GRAU	18
COLOSSEO PIETRA DI GERUSALEMME	21
COLOSSEO BRESSA	22
COLOSSEO PORPHYRBRAUN	24
COLOSSEO BARGE	25
COLOSSEO SILVERGRAU	27
COLOSSEO QUARZITE SVEDESE	28
COLOSSEO DORATO	29
COLOSSEO TOSCANO	30
COLOSSEO QUARZITE WHITE	32
COLOSSEO PORFIDO LAVIS	35
COLOSSEO LUSERNA BAGNOLO	36
COLOSSEO TIPOVALS	37
FORTEZZA MONTORFANO	38
FORTEZZA DIORITE	39
FORTEZZA SNOW ALPS	40
FORTEZZA MAGGIA	41
FORTEZZA BIASCA	42
HARENA ARDESIA GRIGIA	43
HARENA CALANCA LIGHT	45
HARENA CALANCA DARK	46
HARENA SAND STONE BEIGE	48
TORRE QUARZITE GRIGIA	50
TORRE BIANCA	51
TORRE BOTTICINO	52
TORRE MOKA	54
DUOMO MINT	55
DUOMO CARRARA	56

	pag.
DUOMO EVOLUTION SLATE	57
DUOMO VALSTONE LIGHT	58
DUOMO VALSTONE DARK	59
DUOMO PERLA	61
DUOMO SABBIA	62
DUOMO PIETRA	63
DUOMO OMBRA	64
DUOMO BLUESTONE GREY	65
DUOMO BLUESTONE NOIR	66
DUOMO TRAVERTINO BEIGE	68
MUSEO ARDESIA NERA	70
MUSEO ARDESIA GRIGIA	71
MUSEO PIERRE BLUE GREY	72
MUSEO PIERRE BLUE NOIR	73
CASTELLO BEIGE	74
CASTELLO ANTRAZYT	75
CASTELLO GREY	76
CATTEDRALE CEMENTO	79
CATTEDRALE AVORIO	80
CATTEDRALE GREY	81
CATTEDRALE ANTRAZYT	82
CATTEDRALE MOKA	83



	pag.
COLOSSEO GRIGIONI	85
COLOSSEO PIETRA DI GERUSALEMME	86
COLOSSEO BRESSA	88
COLOSSEO PORFIDO LAVIS	89
COLOSSEO LUSERNA BAGNOLO	90
COLOSSEO TIPOVALS	91

HARDSCAPE®
PORCELAIN

	pag.
ETNA CAPPUCCINO	94
ETNA LIGHT GREY	95
ETNA DARK GREY	96
ALPI MATTERHORN	98
PIETRA DI VALS SILVER	99
PIETRA DI VALS ANTRAZYT	100
PIETRA DI VALS CLOUD	101
PIETRA DI VALS BEIGE	102
MODENA GREY	103
MODENA BEIGE	104
MODENA ANTRAZYT	105
DOLOMITI BEIGE	106
DOLOMITI GRIGIO	107
DOLOMITI NERO	108
DOLOMITI SENAPE	109
CEMENTO DOLOMITI COTTO	110
CEMENTO TAUPE	113
CEMENTO SMOKE	114
CEMENTO BLACK	115
GRAFFITI NERO	116
GRAFFITI GRIGIO	117
CERVINO GREY	118
CERVINO DARK	119
CERVINO BEIGE	120
MONVISO LIMESTONE YELLOW	121
MONVISO MULTICOLOR	123
MONVISO GREY	124
MONVISO FOSSIL	125
METALLICO CORTEN RUST	126
METALLICO BLACK	127
METALLICO DARK SOUL	128
METALLICO LONDON GREY	129
TEGEL BLACK	131
TEGEL MOON	132
TEGEL MOON DECORO	133
TEGEL ANTICO BIANCO	134
TEGEL NOCCIOLA	135

OUTDOOR
WOOD 2CM

	pag.
HARENA HOLZ NOCE	138
HARENA HOLZ MARRONE	141
HARENA HOLZ GRIGIO	142
FORESTA CHIARO	144
FORESTA GRIGIO	145
FORESTA SCURO	146
BOSCO TABULA CHIARA	148
BOSCO TABULA MEDIA	149
BOSCO TABULA SCURA	150
SELVA BORNEO	151
SELVA TONGASS	152
SELVA AMAZZONIA	154
VINTAGE HELL	155
VINTAGE BROWN	156
VINTAGE DUNKEL	157

	pag.
CUBETTI LUSERNA	161
CUBETTI PORFIDO GRIGIO	162
CUBETTI PORFIDO MARRONE	163
ANTICATO CREMA	165
ANTICATO BELGISCH GRANIT	167
ANTICATO QUARZITE MIX	169
ESAGONO CAPPUCCINO	171
ESAGONO GRIGIONI	172
ESAGONO BASALTO	173
ESAGONO QUARZITE BIANCA	174
ESAGONO FORESTA CHIARO	175
PASSO GIAPPONESE BARGE	177
PASSO GIAPPONESE GRIGIONI	178
PASSO GIAPPONESE ARDESIA	179
PASSO GIAPPONESE HOLZ MARRONE	180
PASSO GIAPPONESE HOLZ GRIGIO	181
POMPEI ANTRAZYT	182
POMPEI BEIGE	182
PAVÈ 5 CM GRIGIONI	184
PAVÈ 5 CM BASALTO	186
PAVÈ 5 CM PORFIDO ROSSO	186
PAVÈ 5 CM TIROLO	187
PAVÈ 5 CM LAVICA SAND	187
PAVÈ 5 CM LAVICA GRIGIA	187
UNIVERSALE GRIGIONI	188
UNIVERSALE BASALTO	189
UNIVERSALE PORFIDO ROSSO	190
UNIVERSALE TIROLO	191
UNIVERSALE LAVICA SAND	192
UNIVERSALE LAVICA GRIGIA	193
PAVÈ 6 CM BASALTO	195
PAVÈ 6 CM GRIGIO	195

	pag.
ZERMATT CHIARO	198
ZERMATT SCURO	199
GRANITO DIORITE	200
GRANITO MONTORFANO	201
BLUSTONE DARK	202
BLUSTONE GREY	204
BLUSTONE BLACK	205
CEMENTO SMOKE	206
CEMENTO BLACK	207
CEMENTO TAUPE	209
SLATE BLACK	210
SLATE GREY	211
MINIERA WHITE	212
MINIERA BLACK	213
PIETRA ANTRAZYT	214
PIETRA GREY	215
PIETRA MOKA	216
PIETRA BARGE	217
PIETRA OMBRA	218
PIETRA GRIGIONI	221
PIETRA TIPOVALS	222
PIETRA BASALTO	223
PIETRA MOON	224
PIETRA ANTICO BIANCO	225
PIETRA BLACK	226
PIETRA NOCCIOLA	227
BASIC BERGAMO	228
BASIC GINEVRA	229
BASIC AMALFI	231
BASIC AVIGNONE	232
LISTONE ABETE	233
LISTONE MARRONE	234
LISTONE GRIGIO	235
FORESTA SCURO	236
FORESTA CHIARO	237

	pag.
COLOSSEO GRIGIONI	238
COLOSSEO GLETCHER GRAU	239
COLOSSEO QUARZITE SVEDESE	239
COLOSSEO PIETRA DI GERUSALEMME	239
HARENA CALANCA DARK	240
HARENA CALANCA LIGHT	240
DUOMO SABBIA	242
DUOMO PERLA	242
DUOMO PIETRA	243
DUOMO OMBRA	243
DUOMO TRAVERTINO BEIGE	244
DUOMO TRAVERTINO NOCE	244
FORTEZZA MAGGIA	244
FORTEZZA BIASCA	244
HARENA HOLZ GRIGIO	245
HARENA HOLZ MARRONE	245
HARENA HOLZ NOCE	245

SERVIZIO MODULARE MODULIEREN BEDIENUNG MODULER SERVICE	pag. 246
--	-------------

SPECIAL CUTS

TAGLIO SPECIALE BESONDERE SCHNITT SPÉCIAL COUPER	250
--	-----

SPECIAL PIECES

PEZZI SPECIALI SONDERTEILE SPÉCIAL PIÉCES	252
---	-----

INSTALLATION

POSA VERLEGUNG POSE	254
---------------------------	-----

SUPPORTS

SUPPORTI STÜTZEN PLOTS	263
------------------------------	-----

VENTILATED FAÇADES

FACCIAE VENTILATE BELÜFTETE FASSADEN FAÇADES VENTILÉES	264
--	-----

COLORS RANGE

GAMMA COLORI DIE PRODUKTPALETTE GAMME	266
---	-----

SIZE RANGE

FORMATI DI GAMMA ZUR AUSWAHL STEHENDE FORMATE FORMATS DE GAMME	270
--	-----

LEGEND

LEGENDA ZEICHENERKLÄRUNG LÉGENDE	272
--	-----

TECHNICAL FEATURES

CARATTERISTICHE TECNICHE TECHNISCHE MERKMALE CARACTERISTIQUES TECHNIQUES	273
--	-----

NOTES

NOTE ANMERKUNGEN REMARQUES	274
----------------------------------	-----

L'ALTRA[®] PIETRA

THE HIGH QUALITY
OUTDOOR PAVING

0.8"
2
cm

Absolute resistance and timeless reliability. L'ALTRA PIETRA® is the most complete and exclusive high thick sintered stone, high-end porcelain stoneware, brand in real full body or color body suitable for any kind of outdoor solution. It boasts different colors and sizes, with an aesthetic rendering extremely faithful to natural stone: veins, imperfections, colors and everything else contributes to recreating the beauty and elegance of the most appreciated stone materials.

Resistenza assoluta e affidabilità senza tempo. L'ALTRA PIETRA® è il più completo ed esclusivo brand di pietra sinterizzata, ovvero gres porcellanato di alta qualità, in vera tutta massa o massa colorata ad alto spessore, adatto per qualsiasi tipo di soluzione outdoor. Vanta diversi colori e formati, con una resa estetica estremamente fedele alla pietra naturale: venature, imperfezioni, colori, tutto concorre a ricreare la bellezza e l'eleganza dei più apprezzati materiali lapidei.

Absolut widerstandsfähig und zeitlose Zuverlässigkeit. L'ALTRA PIETRA® ist die vollständigste und exklusivste Marke von Feinsteinzeug in Full Body oder Color Body mit 2 cm Stärke, die für jede Art von Außenlösungen geeignet ist. Sie sind in verschiedenen Farben und Größen erhältlich, mit einer ästhetischen Wiedergabe, die dem Naturstein extrem ähnlich sind: Adern, Unvollkommenheiten, Farbunterschiede, alles trägt dazu bei, die Schönheit und Eleganz der am meisten geschätzten Steinmaterialien wieder zugeben.

Résistance absolue et fiabilité intemporelle. L'ALTRA PIETRA® est la marque de grès cérame la plus complète et exclusive en pleine masse ou bien avec masse colorée avec haute épaisseur adaptée à toute typologie de solution extérieure. Il présente différentes couleurs et tailles, avec un rendu esthétique extrêmement fidèle à la pierre naturelle: veines, imperfections, couleurs, tout contribue à recréer la beauté et l'élégance des matériaux en pierre les plus populaires.

45x90x2 cm

18"x36"x0.8"

40x80x2 cm

16"x32"x0.8"

60x60x2 cm

24"x24"x0.8"

60x120x2 cm

24"x48"x0.8"

90x90x2 cm

36"x36"x0.8"

120x240x2 cm

48"x96"x0.8"

40x120x2 cm

16"x48"x0.8"

50x100x2 cm

20"x40"x0.8"

60x90x2 cm


24"x36"x0.8"

80x80x2 cm

32"x32"x0.8"

120x120x2 cm


48"x48"x0.8"



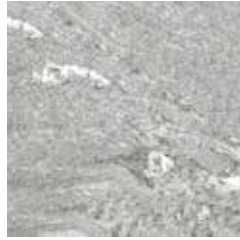


0.8"
2
cm

COLOSSEO GRIGIONI



000291



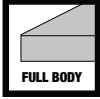
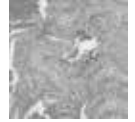
010804



012103



010801



120x120x2 cm
48"x48"x0.8"

60x120x2 cm
24"x48"x0.8"

45x90x2 cm
18"x36"x0.8"

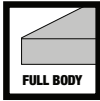


60x60x2 cm
24"x24"x0.8"



0.8"
2
cm

COLOSSEO QUARZITE GIALLA

L'ALTRA[®]
PIETRA
THE HIGH QUALITY
OUTDOOR PAVING



010701

60x60x2 cm
24"x24"x0.8"







0.8"
2
cm

COLOSSEO GLETCHER GRAU

L'ALTRA[®]
PIETRA
THE HIGH QUALITY
OUTDOOR PAVING



012101



60x60x2 cm
24"x24"x0.8"

010204

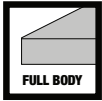



60x120x2 cm
24"x48"x0.8"

000381



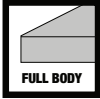
40x120x2 cm
16"x48"x0.8"



0.8"
2
cm

COLOSSEO **FIORA**

L'ALTRA[®]
PIETRA
THE HIGH QUALITY
OUTDOOR PAVING




000266

60x60x2 cm
24"x24"x0.8"



0.8"
2
cm

COLOSSEO **BASALT GRAU**



010601



60x60x2 cm
24"x24"x0.8"

010104

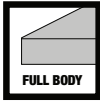
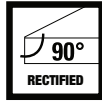


60x120x2 cm
24"x48"x0.8"

000463



40x120x2 cm
16"x48"x0.8"





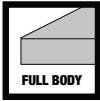

COLOSSEO BASALT GRAU



0.8"
2
cm

COLOSSEO PIETRA DI GERUSALEMME

L'ALTRA[®]
PIETRA
THE HIGH QUALITY
OUTDOOR PAVING



000295




120x120x2 cm
48"x48"x0.8"

012001



60x60x2 cm
24"x24"x0.8"

011403




45x90x2 cm
18"x36"x0.8"



0.8"
2
cm

COLOSSEO BRESSA

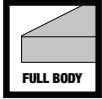
L'ALTRA[®]
PIETRA
THE HIGH QUALITY
OUTDOOR PAVING



000293



120x120x2 cm
48"x48"x0.8"



011001



60x60x2 cm
24"x24"x0.8"

000221



60x120x2 cm
24"x48"x0.8"

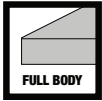






0.8"
2
cm

COLOSSEO PORPHYRBRAUN

L'ALTRA[®]
PIETRA
THE HIGH QUALITY
OUTDOOR PAVING



011901

60x60x2 cm
24"x24"x0.8"



0.8"
2
cm

COLOSSEO BARGE

L'ALTRA[®]
PIETRA
THE HIGH QUALITY
OUTDOOR PAVING



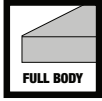
011301



011704



011703



60x60x2 cm
24"x24"x0.8"

60x120x2 cm
24"x48"x0.8"

45x90x2 cm
18"x36"x0.8"



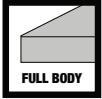


COLOSSEO SILVERGRAU

0.8"
2
cm

COLOSSEO SILVERGRAU

L'ALTRA[®]
PIETRA
THE HIGH QUALITY
OUTDOOR PAVING



011801



60x60x2 cm
24"x24"x0.8"

010304



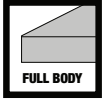

60x120x2 cm
24"x48"x0.8"



0.8"
2
cm

COLOSSEO QUARZITE SVEDESE

L'ALTRA[®]
PIETRA
THE HIGH QUALITY
OUTDOOR PAVING



010501

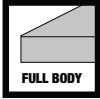
60x60x2 cm
24"x24"x0.8"



0.8"
2
cm

COLOSSEO DORATO

L'ALTRA[®]
PIETRA
THE HIGH QUALITY
OUTDOOR PAVING



010401

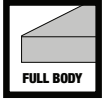
60x60x2 cm
24"x24"x0.8"



0.8"
2
cm

COLOSSEO TOSCANO

L'ALTRA[®]
PIETRA
THE HIGH QUALITY
OUTDOOR PAVING



010901

60x60x2 cm
24"x24"x0.8"

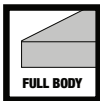




0.8"
2
cm

COLOSSEO QUARZITE WHITE

L'ALTRA[®]
PIETRA
THE HIGH QUALITY
OUTDOOR PAVING



011701

60x60x2 cm
24"x24"x0.8"








0.8"
2
cm

COLOSSEO PORFIDO LAVIS

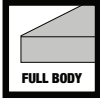
L'ALTRA[®]
PIETRA
THE HIGH QUALITY
OUTDOOR PAVING



000299



120x120x2 cm
48"x48"x0.8"



011201




60x60x2 cm
24"x24"x0.8"

000222



60x120x2 cm
24"x48"x0.8"

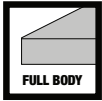




120x240x2cm (48"x96"x0.8") in the XXL section \ 120x240x2cm nella sezione XXL \ 120x240x2cm im Bereich XXL \ 120x240x2cm dans la section XXL

0.8"
2
cm

COLOSSEO LUSERNA BAGNOLO

L'ALTRA[®]
PIETRA
THE HIGH QUALITY
OUTDOOR PAVING



000301



120x120x2 cm
48"x48"x0.8"

011101


60x60x2 cm
24"x24"x0.8"



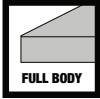
0.8"
2
cm

COLOSSEO TIPOVALS

L'ALTRA[®]
PIETRA
THE HIGH QUALITY
OUTDOOR PAVING



000297



120x120x2 cm
48"x48"x0.8"

011804

60x120x2 cm
24"x48"x0.8"



011803

45x90x2 cm
18"x36"x0.8"



011401

60x60x2 cm
24"x24"x0.8"



120x240x2cm (48"x96"x0.8") in the XXL section \ 120x240x2cm nella sezione XXL \ 120x240x2cm im Bereich XXL \ 120x240x2cm dans la section XXL

0.8"
2
cm

FORTEZZA MONTORFANO

L'ALTRA[®]
PIETRA
THE HIGH QUALITY
OUTDOOR PAVING



000478



60x60x2 cm
24"x24"x0.8"

000484


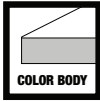
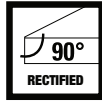


60x120x2 cm
24"x48"x0.8"

000482



45x90x2 cm
18"x36"x0.8"



0.8"
2
cm

FORTEZZA DIORITE

L'ALTRA[®]
PIETRA
THE HIGH QUALITY
OUTDOOR PAVING



000479



60x60x2 cm
24"x24"x0.8"

000485

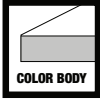


60x120x2 cm
24"x48"x0.8"

000483



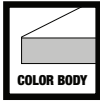


45x90x2 cm
18"x36"x0.8"



0.8"
cm

2 FORTEZZA SNOW ALPS

L'ALTRA[®]
PIETRA
THE HIGH QUALITY
OUTDOOR PAVING



000615

60x120x2 cm
24"x48"x0.8"



0.8"
2
cm

FORTEZZA MAGGIA

L'ALTRA[®]
PIETRA
THE HIGH QUALITY
OUTDOOR PAVING



000481

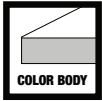


50x100x2 cm
20"x40"x0.8"



0.8"
2
cm


FORTEZZA BIASCA

L'ALTRA[®]
PIETRA
THE HIGH QUALITY
OUTDOOR PAVING



000480

50x100x2 cm
20"x40"x0.8"



0.8"
2
cm

HARENA ARDESIA GRIGIA

L'ALTRA[®]
PIETRA
THE HIGH QUALITY
OUTDOOR PAVING



011002

40x120x2 cm
16"x48"x0.8"






HARENA CALANCA LIGHT

0.8"
2
cm

HARENA CALANCA LIGHT

L'ALTRA[®]
PIETRA
THE HIGH QUALITY
OUTDOOR PAVING



010702

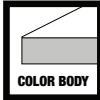
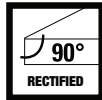
40x120x2 cm
16"x48"x0.8"



0.8"
2
cm

HARENA CALANCA DARK

L'ALTRA®
PIETRA
THE HIGH QUALITY
OUTDOOR PAVING



010802

40x120x2 cm
16"x48"x0.8"

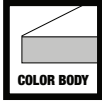






0.8"
2
cm

HARENA SAND STONE BEIGE

L'ALTRA[®]
PIETRA
THE HIGH QUALITY
OUTDOOR PAVING



010902

40x120x2 cm
16"x48"x0.8"

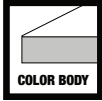






0.8"
2
cm

TORRE QUARZITE GRIGIA

L'ALTRA[®]
PIETRA
THE HIGH QUALITY
OUTDOOR PAVING



010408

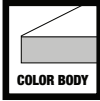
40x80x2 cm
16"x32"x0.8"



0.8"
2
cm

TORRE BIANCA

L'ALTRA[®]
PIETRA
THE HIGH QUALITY
OUTDOOR PAVING



010308

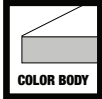
40x80x2 cm
16"x32"x0.8"



0.8"
cm

2 TORRE BOTTICINO

L'ALTRA[®]
PIETRA
THE HIGH QUALITY
OUTDOOR PAVING



010108

40x80x2 cm
16"x32"x0.8"

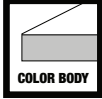





0.8"
cm

2 TORRE MOKA

L'ALTRA[®]
PIETRA
THE HIGH QUALITY
OUTDOOR PAVING



010208

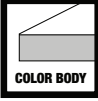
40x80x2 cm
16"x32"x0.8"



0.8"
2
cm

DUOMO MINT

L'ALTRA
PIETRA
THE HIGH QUALITY
OUTDOOR PAVING



010509

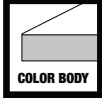

60x90x2 cm
24"x36"x0.8"



0.8"
cm

2 DUOMO CARRARA

L'ALTRA[®]
PIETRA
THE HIGH QUALITY
OUTDOOR PAVING



000504


60x90x2 cm
24"x36"x0.8"



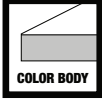
0.8"
2
cm

DUOMO EVOLUTION SLATE

L'ALTRA[®]
PIETRA
THE HIGH QUALITY
OUTDOOR PAVING



000320



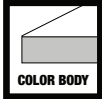
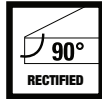
60x90x2 cm
24"x36"x0.8"



0.8"
2
cm

DUOMO VALSTONE LIGHT

L'ALTRA[®]
PIETRA
THE HIGH QUALITY
OUTDOOR PAVING



000395

60x90x2 cm
24"x36"x0.8"



0.8"
2
cm

DUOMO VALSTONE DARK

L'ALTRA[®]
PIETRA
THE HIGH QUALITY
OUTDOOR PAVING



000396

60x90x2 cm
24"x36"x0.8"



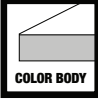


DUOMO PERLA

0.8"
2
cm


DUOMO PERLA

L'ALTRA[®]
PIETRA
THE HIGH QUALITY
OUTDOOR PAVING



010109

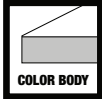

60x90x2 cm
24"x36"x0.8"



0.8"
2
cm

DUOMO SABBIA

L'ALTRA[®]
PIETRA
THE HIGH QUALITY
OUTDOOR PAVING



010209

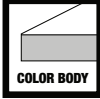

60x90x2 cm
24"x36"x0.8"



0.8"
2 cm

DUOMO PIETRA

L'ALTRA[®]
PIETRA
THE HIGH QUALITY
OUTDOOR PAVING



010409

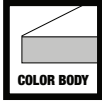


60x90x2 cm
24"x36"x0.8"



0.8"
cm

2 DUOMO OMBRA

L'ALTRA[®]
PIETRA
THE HIGH QUALITY
OUTDOOR PAVING



010309

60x90x2 cm
24"x36"x0.8"



0.8"
2
cm

DUOMO BLUESTONE GREY

L'ALTRA[®]
PIETRA
THE HIGH QUALITY
OUTDOOR PAVING



010709

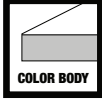
60x90x2 cm
24"x36"x0.8"



0.8"
cm

2 DUOMO **BLUESTONE NOIR**

L'ALTRA[®]
PIETRA
THE HIGH QUALITY
OUTDOOR PAVING



010609

60x90x2 cm
24"x36"x0.8"

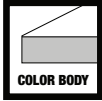






0.8"
2
cm

DUOMO TRAVERTINO BEIGE


L'ALTRA
PIETRA
THE HIGH QUALITY
OUTDOOR PAVING



000319

60x90x2 cm
24"x36"x0.8"





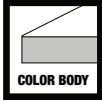

AURA

H&M Pam
Douglas TEZENIS
KFC euronics
terranova
McDonald's

0.8"
2
cm

MUSEO ARDESIA NERA

L'ALTRA[®]
PIETRA
THE HIGH QUALITY
OUTDOOR PAVING



012401

000474

40x120x2 cm
16"x48"x0.8"



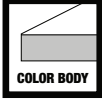
60x60x2 cm
24"x24"x0.8"



0.8"
2
cm

MUSEO ARDESIA GRIGIA

L'ALTRA[®]
PIETRA
THE HIGH QUALITY
OUTDOOR PAVING



012501

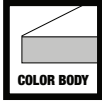

60x60x2 cm
24"x24"x0.8"



0.8"
2
cm

MUSEO PIERRE BLUE GREY

L'ALTRA[®]
PIETRA
THE HIGH QUALITY
OUTDOOR PAVING



012301

60x60x2 cm
24"x24"x0.8"



0.8"
2
cm

MUSEO PIERRE BLUE NOIR

L'ALTRA[®]
PIETRA
THE HIGH QUALITY
OUTDOOR PAVING



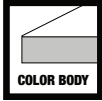
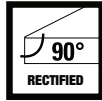

012201

60x60x2 cm
24"x24"x0.8"



0.8"
cm

CASTELLO BEIGE



000212



80x80x2 cm
32"x32"x0.8"

010101



60x60x2 cm
24"x24"x0.8"

010107




50x100x2 cm
20"x40"x0.8"



0.8"
2
cm

CASTELLO ANTRAZYT

L'ALTRA[®]
PIETRA
THE HIGH QUALITY
OUTDOOR PAVING



000214



80x80x2 cm
32"x32"x0.8"

010301

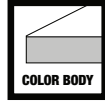


60x60x2 cm
24"x24"x0.8"

010307



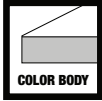
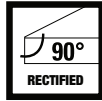

50x100x2 cm
20"x40"x0.8"



0.8"
2
cm

CASTELLO GREY

L'ALTRA[®]
PIETRA
THE HIGH QUALITY
OUTDOOR PAVING



000213



80x80x2 cm
32"x32"x0.8"

010201



60x60x2 cm
24"x24"x0.8"

010207



50x100x2 cm
20"x40"x0.8"



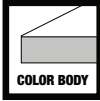




0.8"
2
cm

CATTEDRALE CEMENTO

L'ALTRA[®]
PIETRA
THE HIGH QUALITY
OUTDOOR PAVING



010511



90x90x2 cm
36"x36"x0.8"

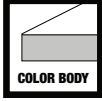
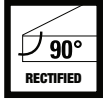


0.8"
2
cm


CATTEDRALE AVORIO

L'ALTRA[®]
PIETRA
THE HIGH QUALITY
OUTDOOR PAVING

010411



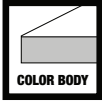
90x90x2 cm
36"x36"x0.8"



0.8"
2
cm

CATTEDRALE GREY

L'ALTRA[®]
PIETRA
THE HIGH QUALITY
OUTDOOR PAVING



010111



90x90x2 cm
36"x36"x0.8"

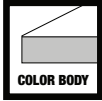



0.8"
2
cm

CATTEDRALE ANTRAZYT

L'ALTRA[®]
PIETRA
THE HIGH QUALITY
OUTDOOR PAVING

010211



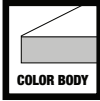
90x90x2 cm
36"x36"x0.8"



0.8"
2
cm

CATTEDRALE MOKA

L'ALTRA[®]
PIETRA
THE HIGH QUALITY
OUTDOOR PAVING



010311




90x90x2 cm
36"x36"x0.8"



COLOSSEO GRIGIONI



L'ALTRA[®]
PIETRA
THE HIGH QUALITY
OUTDOOR PAVING



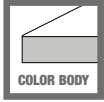
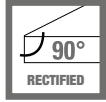
XXL

GRANDI LASTRE


0.8"
2
cm

COLOSSEO GRIGIONI

000290



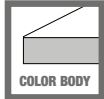
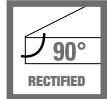
240x120x2 cm
96"x48"x0.8"



0.8"
2
cm

COLOSSEO PIETRA DI GERUSALEMME

000294



240x120x2 cm
96"x48"x0.8"

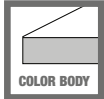
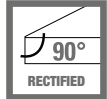




0.8"
2
cm

COLOSSEO BRESSA

000292



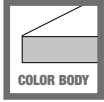
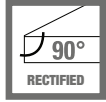
240x120x2 cm
96"x48"x0.8"



0.8"
2
cm

COLOSSEO PORFIDO LAVIS

000298



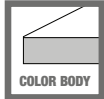
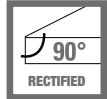
240x120x2 cm
96"x48"x0.8"



0.8"
2
cm

COLOSSEO LUSERNA BAGNOLO

000300



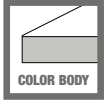
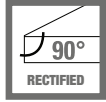
240x120x2 cm
96"x48"x0.8"



0.8"
2
cm

COLOSSEO TIPOVALS

000296



240x120x2 cm
96"x48"x0.8"



HARDSCAPE® PORCELAIN

0.8"
2
cm

ETNA CAPPUCCINO

HARDSCAPE PORCELAIN® is a versatile and accessible brand in sintered stone, high-end porcelain stoneware, with a contemporary design, dedicated to outdoor spaces. Sober elegance along with technical and tactile surfaces are combined with concrete or neutral tones for a minimal design and for settings characterized by strong contrasts. The brand ensures anti-slip and high-technical performance.

HARDSCAPE PORCELAIN® è un marchio versatile e accessibile in pietra sinterizzata, gres porcellanato di alta qualità, dal design contemporaneo, dedicato agli spazi esterni. Sobria eleganza e superficie tattile molto tecnica da abbinare a look cemento o toni neutri per un design minimal e per ambientazioni caratterizzate da decisi contrasti. Il brand assicura prestazioni antiscivolo e offre elevate prestazioni tecniche.

HARDSCAPE PORCELAIN® ist eine vielseitige und zugängliche Marke aus Feinsteinzeug mit einem zeitgenössischen Design, die sich dem Außenbereich widmet. Nüchterne Eleganz und sehr technische taktile Oberfläche, die mit Beton oder neutralen Tönen für ein minimales Design und für Umgebungen mit starken Kontrasten kombiniert werden kann. Die Marke gewährleistet eine rutschfeste Leistung und bietet eine hohe technische Performance.

HARDSCAPE PORCELAIN® est une marque polyvalente et accessible en grès cérame au design contemporain, dédiée aux espaces extérieurs. Une élégance sobre et une surface tactile très technique à combiner avec des tons béton ou neutres pour un design minimal et pour des environnements caractérisés par de forts contrastes. La marque assure des performances anti glissement et offre des performances techniques élevées.

90x90x2 cm
36"x36"x0.8"

60x90x2 cm
24"x36"x0.8"

60x60x2 cm
24"x24"x0.8"

40x80x2 cm
16"x32"x0.8"

40x120x2 cm
16"x48"x0.8"

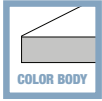
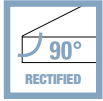
60x120x2 cm
24"x48"x0.8"



0.8"
2
cm

ETNA CAPPUCCINO

HARDSCAPE®
PORCELAIN



000229



60x60x2 cm
24"x24"x0.8"

000226



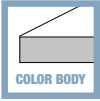
40x80x2 cm
16"x32"x0.8"



0.8"
2
cm

ETNA LIGHT GREY

HARDSCAPE®
PORCELAIN



000230



60x60x2 cm
24"x24"x0.8"

000227



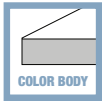

40x80x2 cm
16"x32"x0.8"



0.8"
2
cm

ETNA DARK GREY

HARDSCAPE®
PORCELAIN



000231



60x60x2 cm
24"x24"x0.8"

000228



40x80x2 cm
16"x32"x0.8"



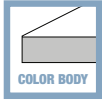
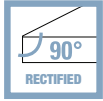


ETNA DARK GREY

0.8"
2
cm

ALPI MATTERHORN

HARDSCAPE®
PORCELAIN



000627

60x60x2 cm
24"x24"x0.8"



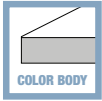
0.8"
2
cm

PIETRA DI VALS SILVER

HARDSCAPE®
PORCELAIN



R11



000329

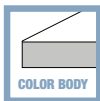
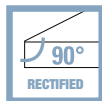

40x80x2 cm
16"x32"x0.8"



0.8"
2
cm



PIETRA DI VALS ANTRAZYT

HARDSCAPE®
PORCELAIN



000401

40x80x2 cm
16"x32"x0.8"



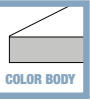
0.8"
2
cm

PIETRA DI VALS **CLOUD**

HARDSCAPE®
PORCELAIN



R11



000328

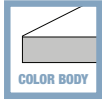
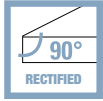
40x80x2 cm
16"x32"x0.8"



0.8"
2
cm

PIETRA DI VALS BEIGE

HARDSCAPE®
PORCELAIN



000397


40x80x2 cm
16"x32"x0.8"



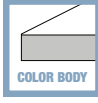
0.8"
2
cm

MODENA GREY

HARDSCAPE®
PORCELAIN



R11



000399

40x80x2 cm
16"x32"x0.8"

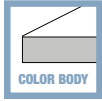
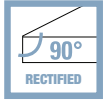


HARDSCAPE PORCELAIN

0.8"
2
cm

MODENA BEIGE

HARDSCAPE®
PORCELAIN



000398


40x80x2 cm
16"x32"x0.8"



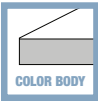
0.8"
2
cm

MODENA ANTRAZYT

HARDSCAPE®
PORCELAIN



R11



000400

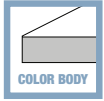

40x80x2 cm
16"x32"x0.8"



0.8"
2
cm



DOLOMITI BEIGE

HARDSCAPE®
PORCELAIN



000468

40x80x2 cm
16"x32"x0.8"



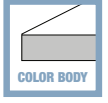
0.8"
2
cm

DOLOMITI GRIGIO

HARDSCAPE®
PORCELAIN



R11



000198

40x80x2 cm
16"x32"x0.8"

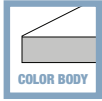
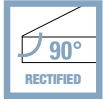


HARDSCAPE PORCELAIN

0.8"
2
cm

DOLOMITI NERO



HARDSCAPE®
PORCELAIN



000197

40x80x2 cm

16"x32"x0.8"



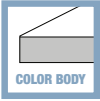
0.8"
2
cm

DOLOMITI **SENAPE**

HARDSCAPE®
PORCELAIN



R11



000199

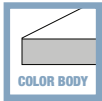

40x80x2 cm
16"x32"x0.8"



0.8"
2
cm

CEMENTO DOLOMITI COTTO

HARDSCAPE®
PORCELAIN



900275

60x60x2 cm
24"x24"x0.8"





IL PASSATO EDIFICATO
LE NOSTRE SPALLE
L'AVVENIRE E NOSTRO



CEMENTO TAUPE

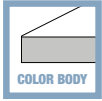
0.8"
2
cm

CEMENTO **TAUPE**

HARDSCAPE®
PORCELAIN



R11



000209

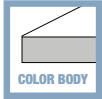
60x60x2 cm
24"x24"x0.8"



0.8"
2
cm

CEMENTO SMOKE

HARDSCAPE®
PORCELAIN



000210

60x60x2 cm
24"x24"x0.8"



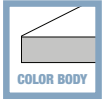
0.8"
2
cm

CEMENTO BLACK

HARDSCAPE®
PORCELAIN



R11



000211

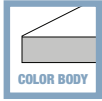
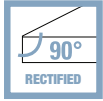

60x60x2 cm
24"x24"x0.8"



0.8"
2
cm

GRAFFITI NERO

HARDSCAPE®
PORCELAIN



000366


60x60x2 cm
24"x24"x0.8"



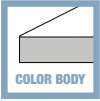
0.8"
2
cm

GRAFFITI GRIGIO

HARDSCAPE®
PORCELAIN



R10



000367

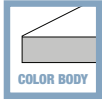
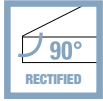

60x60x2 cm
24"x24"x0.8"



0.8"
2
cm

CERVINO GREY

HARDSCAPE®
PORCELAIN



000216

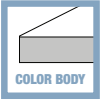
40x120x2 cm
16"x48"x0.8"



0.8"
2
cm

CERVINO DARK

HARDSCAPE®
PORCELAIN



000217

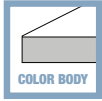
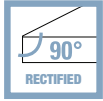

40x120x2 cm
16"x48"x0.8"



0.8"
2
cm

CERVINO BEIGE

HARDSCAPE®
PORCELAIN



000215


40x120x2 cm
16"x48"x0.8"



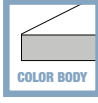
0.8"
2
cm

MONVISO LIMESTONE YELLOW

HARDSCAPE®
PORCELAIN




R11



000236

60x90x2 cm
24"x36"x0.8"



HARDSCAPE PORCELAIN



MONVISO MULTICOLOR

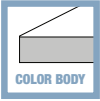
0.8"
2
cm

MONVISO MULTICOLOR

HARDSCAPE®
PORCELAIN



R11



000235

60x90x2 cm
24"x36"x0.8"

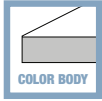


HARDSCAPE PORCELAIN

0.8"
2
cm

MONVISO GREY

HARDSCAPE®
PORCELAIN



000238

60x90x2 cm
24"x36"x0.8"



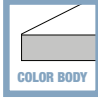
0.8"
2
cm

MONVISO FOSSIL

HARDSCAPE®
PORCELAIN




R11



000237

60x90x2 cm
24"x36"x0.8"

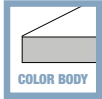


HARDSCAPE PORCELAIN

0.8"
2
cm

METALLICO CORTEN RUST

HARDSCAPE®
PORCELAIN



000540

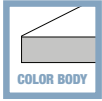
60x120x2 cm
24"x48"x0.8"



0.8"
2
cm


METALLICO BLACK

HARDSCAPE®
PORCELAIN



000541

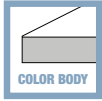
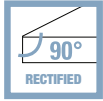

60x120x2 cm
24"x48"x0.8"



0.8"
2
cm


METALLICO DARK SOUL

HARDSCAPE®
PORCELAIN



000543

60x120x2 cm
24"x48"x0.8"



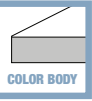
0.8"
2
cm

METALLICO LONDON GREY

HARDSCAPE®
PORCELAIN



R11



000542

60x120x2 cm
24"x48"x0.8"



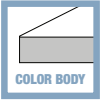


TEGEL BLACK

0.8"
2
cm

TEGEL BLACK

HARDSCAPE®
PORCELAIN



000332



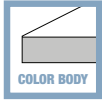
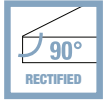

90x90x2 cm
36"x36"x0.8"



0.8"
2
cm

TEGEL MOON

HARDSCAPE®
PORCELAIN



000331

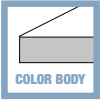
90x90x2 cm
36"x36"x0.8"



0.8"
2
cm

TEGEL MOON DECORO

HARDSCAPE®
PORCELAIN



000364



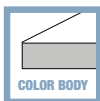
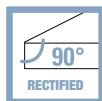

90x90x2 cm
36"x36"x0.8"




0.8"
2
cm

TEGEL ANTICO BIANCO

HARDSCAPE®
PORCELAIN



000338



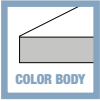
90x90x2 cm
36"x36"x0.8"



0.8"
2
cm

TEGEL NOCCIOLA

HARDSCAPE®
PORCELAIN



000330



90x90x2 cm
36"x36"x0.8"





OUTDOOR
WOOD 2CM

0.8"
2
cm

HARENA HOLZ GRIGIO

OUTDOOR WOOD 2 CM, the only brand in high thick sintered stone, high-end porcelain stoneware, entirely dedicated to the reproduction of wood. Finishes designed with attention to detail for reproducing the most authentic and essential touch of wood for any purpose, ensure unparalleled style authenticity along with technical, practical and functional performance which belongs to sintered stone.

OUTDOOR WOOD 2 CM, l'unico marchio in pietra sinterizzata, gres porcellanato di alta qualità, ad alto spessore interamente dedicato alla riproduzione del legno. Finiture curate nei minimi dettagli per riprodurre il sapore più autentico ed essenziale del legno per qualsiasi destinazione d'uso, assicurando un'autenticità di stile impareggiabile e le prestazioni tecniche, pratiche e funzionali che appartengono alla pietra sinterizzata.

OUTDOOR WOOD 2 CM, die einzige Marke für Feinsteinzeug in 2 Stärken, die sich ausschließlich der Reproduktion von Holz widmet. Mit Liebe zum Detail, um den authentischsten und wesentlichsten Holzgeschmack für jeden Zweck zu reproduzieren, wobei eine unvergleichliche Stilechtheit und die technischen, praktischen und funktionellen Leistungen, die zu Sintergestein gehören, gewährleistet werden.

OUTDOOR WOOD 2 CM, la seule marque du grès cérame de haute épaisseur entièrement dédiée au reproduction du bois. Finit avec une attention aux moindres détails pour reproduire le goût le plus authentique et essentielle de la bois pour tout usage prévu, garantissant une authenticité de style inégalée et les performances techniques, pratiques et fonctionnelles qui appartiennent à le grès cérame.

60x60x2 cm


24"x24"x0.8"

40x80x2 cm

16"x32"x0.8"

40x120x2 cm

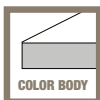
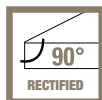
16"x48"x0.8"




0.8"
2
cm

HARENA HOLZ NOCE

OUTDOOR
WOOD 2CM



000223




60x60x2 cm
24"x24"x0.8"

010402



40x120x2 cm
16"x48"x0.8"







HARENA HOLZ MARRONE

0.8"
2
cm

HARENA HOLZ MARRONE

OUTDOOR
WOOD 2CM



010602

40x120x2 cm
16"x48"x0.8"

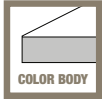



OUTDOOR WOOD 2 CM

0.8"
2
cm

HARENA HOLZ GRIGIO

OUTDOOR
WOOD 2CM



010502

40x120x2 cm
16"x48"x0.8"

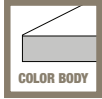




0.8"
2
cm

FORESTA CHIARO

OUTDOOR
WOOD 2CM



000203

40x80x2 cm
16"x32"x0.8"



0.8"
2
cm

FORESTA GRIGIO

OUTDOOR
WOOD 2CM



000205

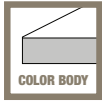
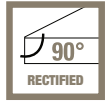

40x80x2 cm
16"x32"x0.8"



0.8"
2
cm

FORESTA SCURO

OUTDOOR
WOOD 2CM



000204

40x80x2 cm
16"x32"x0.8"

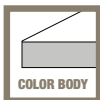





0.8"
2
cm

BOSCO TABULA CHIARA

OUTDOOR
WOOD 2CM



000233

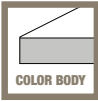

40x80x2 cm
16"x32"x0.8"



0.8"
2
cm

BOSCO TABULA MEDIA

OUTDOOR
WOOD 2CM



000232

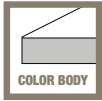

40x80x2 cm
16"x32"x0.8"



0.8"
2
cm

BOSCO TABULA SCURA

OUTDOOR
WOOD 2CM

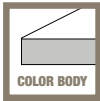



000234

40x80x2 cm
16"x32"x0.8"



0.8"
2 cm SELVA BORNEO



000206

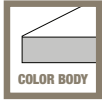

40x120x2 cm
16"x48"x0.8"



0.8"
2
cm

SELVA TONGASS

OUTDOOR
WOOD 2CM



000207

40x120x2 cm
16"x48"x0.8"

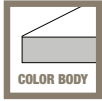





0.8"
2
cm

SELVA AMAZZONIA

OUTDOOR
WOOD 2CM



000208

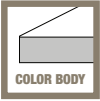
40x120x2 cm
16"x48"x0.8"



0.8"
2
cm

VINTAGE HELL

OUTDOOR
WOOD 2CM



000218

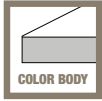

40x120x2 cm
16"x48"x0.8"



0.8"
2
cm

VINTAGE BROWN

OUTDOOR
WOOD 2CM



000219

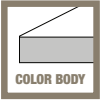
40x120x2 cm
16"x48"x0.8"



0.8"
2
cm

VINTAGE DUNKEL

OUTDOOR
WOOD 2CM



000220

40x120x2 cm
16"x48"x0.8"



OUTDOOR WOOD 2 CM

® **STONEGRES**



PASSO GIAPPONESE HOLZ GRIGIO

Versatility and contemporary taste for residential contexts. STONE GRES® is a sintered stone, high-end porcelain stoneware, brand dedicated entirely to gardening and D-I-Y. The proposal not only includes stepping stones of various shapes and colors, but also slabs with an antique look that imitate natural stone in veining and shape. The collection also includes the first cobblestone in sintered stone, a unique product suitable for both residential and public projects.

Versatilità e gusto contemporaneo per contesti residenziali. STONE GRES® è un marchio in pietra sinterizzata, gres porcellanato di alta qualità, dedicato interamente al giardinaggio e il fai-da-te. La proposta comprende camminamenti di varie forme e colori, ma anche lastre dall'aspetto anticato che imitano la pietra nelle venature ma anche nella forma. La collezione si estende inoltre a presentare il primo sanpietrino in pietra sinterizzata, un prodotto unico adatto per progetti residenziali ma anche pubblici.

Vielseitigkeit und zeitgenössischer Geschmack für Wohnkontexte. STONE GRES® ist eine Marke für Feinsteinzeug die sich ganz dem Gartenbau und dem Heimwerken widmet. Der Vorschlag umfasst nicht nur Trittsteine in verschiedenen Formen und Farben, sondern auch Platten mit antikem Aussehen, die in ihrer Aderung, aber auch in ihrer Form Stein imitieren. Die Sammlung umfasst auch den ersten Pflasterstein aus Feinsteinzeug, ein einzigartiges Produkt, das sich sowohl für private als auch öffentliche Projekte eignet.

Polyvalence et goût contemporain pour les contextes résidentiels. STONE GRES® est une marque de grès cérame entièrement dédiée au jardinage et au bricolage. La proposition comprend des passerelles de différentes formes et couleurs, mais aussi des dalles d'aspect antique qui imitent la pierre dans les veines mais aussi dans la forme. La collection s'étend également pour présenter le premier pavé en grès cérame, un produit unique adapté aux projets résidentiels mais aussi publics.

60x60x2 cm

24"x24"x0.8"

20x40x5 cm

8"x16"x2"

45x45x1,8 cm

18"x18"x0.7"

40x60x5 cm

16"x24"x2"

40x80x2 cm

16"x32"x0.8"

60x60x5 cm

24"x24"x2"

Ø 42-36x2 cm

Ø 16"-14"x0.8"

10x10x6,5 cm

16"x32"x2.6"

Ø 60-52x2 cm

Ø 24"-20"x0.8"








0.8"
2
cm

CUBETTI LUSERNA

® STONEGRES



LUSERNA
000368



60x60x2 cm
24"x24"x0.8"

ROSONE CARRARA/LUSERNA
000369



60x60x2 cm
24"x24"x0.8"

VENTAGLIO LUSERNA
000370




60x60x2 cm
24"x24"x0.8"



0.8"
2
cm

CUBETTI PORFIDO GRIGIO

®STONEGRES




PORFIDO GRIGIO
000374



60x60x2 cm
24"x24"x0.8"

ROSONE CARRARA/GRIGIO
000375



60x60x2 cm
24"x24"x0.8"

VENTAGLIO PORFIDO GRIGIO
000376




60x60x2 cm
24"x24"x0.8"



0.8"
2
cm


CUBETTI PORFIDO MARRONE

STONEGRES



PORFIDO MARRONE

000371



60x60x2 cm
24"x24"x0.8"

ROSONE CARRARA/MARRONE

000372



60x60x2 cm
24"x24"x0.8"

VENTAGLIO PORFIDO MARRONE

000373



60x60x2 cm
24"x24"x0.8"





WAVY EDGES SLABS

LASTRE DAI BORDI ANTICATI

PLATTEN MIT ANTIK AUSSEHENDEN KANTEN

DALLES AVEC DES BORDURES ANTIQUE



0.8"
2
cm


ANTICATO CREMA

STONEGRES



000703

40x80x2 cm
16"x32"x0.8"





WAVY EDGES SLABS

LASTRE DAI BORDI ANTICATI

PLATTEN MIT ANTIK AUSSEHENDEN KANTEN

DALLES AVEC DES BORDURES ANTIQUE



0.8"
2
cm


ANTICATO BELGISCHE GRANIT

STONEGRES



900274

40x80x2 cm
16"x32"x0.8"





WAVY EDGES SLABS

LASTRE DAI BORDI ANTICATI

PLATTEN MIT ANTIK AUSSEHENDEN KANTEN

DALLES AVEC DES BORDURES ANTIQUE



0.8"
2
cm

ANTICATO QUARZITE MIX

® STONEGRES



900273

40x80x2 cm
16"x32"x0.8"






SINTERED STONE HEXAGONS

ESAGONI IN PIETRA SINTERIZZATA

HEXAGONE AUS FEINSTEINZEUG

HEXAGONES EN GRÈS CÉRAME




ESAGONO QUARZITE BIANCA, BASALTO, GRIGIONI

0.8"
2
cm

ESAGONO CAPPUCCINO

® STONEGRES



000383


Ø 60-52x2 cm
24"-20"x0.8"



0.8"
2
cm

ESAGONO GRIGIONI

®STONEGRES



000384

Ø 60-52x2 cm
24"-20"x0.8"



0.8"
2
cm

ESAGONO BASALTO

STONEGRES




R11



000379


Ø 60-52x2 cm
24"-20"x0.8"



0.8"
2
cm

ESAGONO QUARZITE BIANCA

® STONEGRES



000378

Ø 60-52x2 cm
24"-20"x0.8"

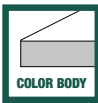


0.8"
2
cm

ESAGONO FORESTA CHIARO



R11



000387

Ø 60-52x2 cm
24"-20"x0.8"



SINTERED STONE STEPPING STONES

PASSI GIAPPONESI IN PIETRA SINTERIZZATA

TRITTPLATTEN AUS FEINSTEINZEUG


PAS JAPONAIS EN GRÈS CÉRAME



0.8"
2
cm

PASSO GIAPPONESE BARGE

STONEGRES



000279


Ø 42-36x2 cm
16"-14"x0.8"



0.8"
2
cm

PASSO GIAPPONESE GRIGIONI

®STONEGRES



000278

Ø 42-36x2 cm
16"-14"x0.8"



0.8"
2
cm


PASSO GIAPPONESE ARDESIA

® STONEGRES



000280


Ø 42-36x2 cm
16"-14"x0.8"



0.8"
2
cm

PASSO GIAPPONESE **HOLZ MARRONE**

®STONEGRES



000276


Ø 42-36x2 cm
16"-14"x0.8"



0.8"
2
cm

PASSO GIAPPONESE **HOLZ GRIGIO**

STONEGRES




000277

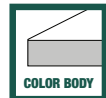
Ø 42-36x2 cm
16"-14"x0.8"



ANTRAZYT




010310

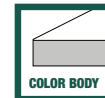


45x45x1,8 cm
18"x18"x0.7"

BEIGE



010110



45x45x1,8 cm
18"x18"x0.7"





THE ONLY SINTERED STONE INTERLOCKING PAVERS

L'UNICA PAVIMENTAZIONE AUTOBLOCCANTE
IN PIETRA SINTERIZZATA

DAS EINZIGE INEINANDERGREIFENDE PFLASTER
AUS FEINSTEINZEUG

PAVAGE AUTOBLOQUANT EXCLUSIF EN
GRÈS CÉRAME




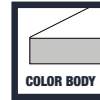
PAVÉ 5 CM GRIGIONI

5^{2"}
cm


PAVÉ GRIGIONI

000670

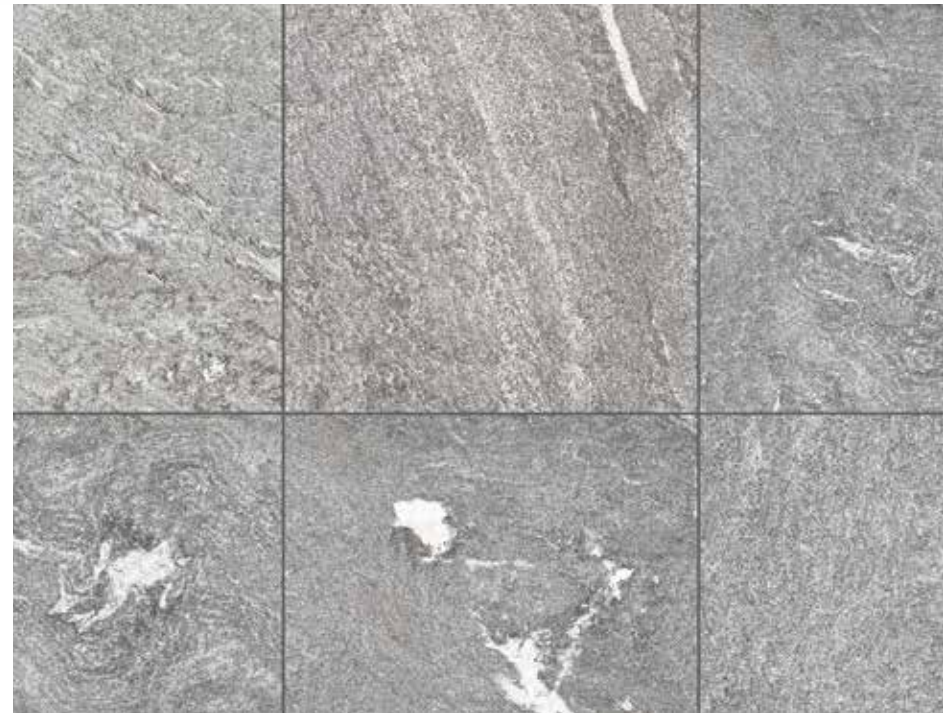


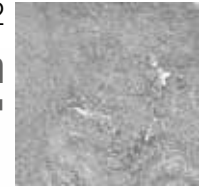
20x40x5 cm
8"x16"x2"

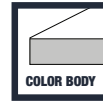


000671
40x60x5 cm
16"x24"x2"





000672
60x60x5 cm
24"x24"x2"






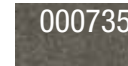
BASALTO



000713



000736



000735


60x60x5 cm
24"x24"x2"

40x60x5 cm
16"x24"x2"


20x40x5 cm
8"x16"x2"



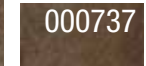
PORFIDO ROSSO



000739



000738



000737

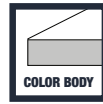
60x60x5 cm
24"x24"x2"

40x60x5 cm
16"x24"x2"


20x40x5 cm
8"x16"x2"



PAVÉ 5 CM BASALTO




TIROLO



000742



000741




000740


60x60x5 cm 24"x24"x2"
40x60x5 cm 16"x24"x2"
20x40x5 cm 8"x16"x2"




LAVICA SAND



000745



000744




000743


60x60x5 cm 24"x24"x2"
40x60x5 cm 16"x24"x2"
20x40x5 cm 8"x16"x2"



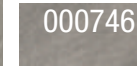
LAVICA GRIGIA



000748



000747



000746

60x60x5 cm 24"x24"x2"
40x60x5 cm 16"x24"x2"
20x40x5 cm 8"x16"x2"



2"
5 cm
UNIVERSALE

THE 5 CM COPING WITH 3 PRINTED SIDES, THE SURFACE AND TWO LONG SIDES

LA COPERTINA IN 5 CM CON 3 LATI STAMPATI, LA SUPERFICIE E DUE LATI LUNGH
DIE 5 CM KERAMIK MIT 3 BEDRUCKTEN SEITEN, DIE OBERSEITE UND BEIDE LÄNGSSEITEN
LA COUVERTINE 5 CM IMPRIMÉE SUR 3 FACES: LA SURFACE ET SUR LES 2 CÔTÉS LONGS

GRIGIONI

000712

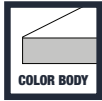


000749



40x60x5 cm
16"x24"x2"

20x40x5 cm
8"x16"x2"



5²
cm UNIVERSALE

THE 5 CM COPING WITH 3 PRINTED SIDES, THE SURFACE AND TWO LONG SIDES

LA COPERTINA IN 5 CM CON 3 LATI STAMPATI, LA SUPERFICIE E DUE LATI LUNGH
DIE 5 CM KERAMIK MIT 3 BEDRUCKTEN SEITEN, DIE OBERSEITE UND BEIDE LÄNGSSEITEN
LA COUVERTINE 5 CM IMPRIMÉE SUR 3 FACES: LA SURFACE ET SUR LES 2 CÔTÉS LONGS

BASALTO

000759



40x60x5 cm
16"x24"x2"

000758



20x40x5 cm
8"x16"x2"

R11



2"
5 cm
UNIVERSALE

THE 5 CM COPING WITH 3 PRINTED SIDES, THE SURFACE AND TWO LONG SIDES

LA COPERTINA IN 5 CM CON 3 LATI STAMPATI, LA SUPERFICIE E DUE LATI LUNGI

DIE 5 CM KERAMIK MIT 3 BEDRUCKTEN SEITEN, DIE OBERSEITE UND BEIDE LÄNGSSEITEN

LA COUVERTINE 5 CM IMPRIMÉE SUR 3 FACES: LA SURFACE ET SUR LES 2 CÔTÉS LONGS

PORFIDO ROSSO

000751

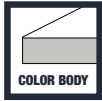


000750



40x60x5 cm
16"x24"x2"

20x40x5 cm
8"x16"x2"



THE 5 CM COPING WITH 3 PRINTED SIDES, THE SURFACE AND TWO LONG SIDES
LA COPERTINA IN 5 CM CON 3 LATI STAMPATI, LA SUPERFICIE E DUE LATI LUNGH
DIE 5 CM KERAMIK MIT 3 BEDRUCKTEN SEITEN, DIE OBERSEITE UND BEIDE LÄNGSSEITEN
LA COUVERTINE 5 CM IMPRIMÉE SUR 3 FACES: LA SURFACE ET SUR LES 2 CÔTÉS LONGS

TIROLO

R11



000753



40x60x5 cm
16"x24"x2"

000752



20x40x5 cm
8"x16"x2"



2"
5 cm
UNIVERSALE

THE 5 CM COPING WITH 3 PRINTED SIDES, THE SURFACE AND TWO LONG SIDES

LA COPERTINA IN 5 CM CON 3 LATI STAMPATI, LA SUPERFICIE E DUE LATI LUNGH
DIE 5 CM KERAMIK MIT 3 BEDRUCKTEN SEITEN, DIE OBERSEITE UND BEIDE LÄNGSSEITEN
LA COUVERTINE 5 CM IMPRIMÉE SUR 3 FACES: LA SURFACE ET SUR LES 2 CÔTÉS LONGS

LAVICA SAND


R11

CALIBRATED

COLOR BODY


V2

000755



40x60x5 cm
16"x24"x2"

000754



20x40x5 cm
8"x16"x2"




5^{2"}
cm UNIVERSALE

THE 5 CM COPING WITH 3 PRINTED SIDES, THE SURFACE AND TWO LONG SIDES

LA COPERTINA IN 5 CM CON 3 LATI STAMPATI, LA SUPERFICIE E DUE LATI LUNGH
DIE 5 CM KERAMIK MIT 3 BEDRUCKTEN SEITEN, DIE OBERSEITE UND BEIDE LÄNGSSEITEN
LA COUVERTINE 5 CM IMPRIMÉE SUR 3 FACES: LA SURFACE ET SUR LES 2 CÔTÉS LONGS


LAVICA GRIGIA

000757



40x60x5 cm
16"x24"x2"

000756



20x40x5 cm
8"x16"x2"

R11



THE ONLY SINTERED STONE COBBLESTONE

L'UNICO SANPIETRINO IN PIETRA SINTERIZZATA

DER EINZIGE FEINSTEINZEUG PFLASTERSTEIN

LE SEUL PAVÉ EN GRÈS CÉRAME

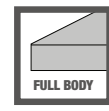


PAVÉ 6 CM BASALTO, PAVÉ GRIGIO




2.6"
6
cm

PAVÉ BASALTO

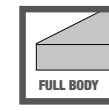


000415

10x10x6,5 cm
4"x4"x2.6"




PAVÉ GRIGIO



000488

10x10x6,5 cm
4"x4"x2.6"



SUPER HARD
KERAMIK 3 Σ U

1.2"
3
cm

ZERMATT CHIARO

SUPER HARD KERAMIK 3 CM is the extremely robust outdoor paving designed to be durable over time. Drive-over even if laid dry on gravel or sand. Ideal to be laid on floating paving systems using a minimum number of pedestals, both in public contexts and private, ensuring greater safety compared to thinner paving. 3 cm (1.2") high-end porcelain stoneware choice is the union of functional and aesthetic needs.

SUPER HARD KERAMIK 3 CM è la pavimentazione per esterni estremamente robusta, progettata per essere resistente nel tempo. Carrabile anche se posato a secco su ghiaia o sabbia. Ideale per essere posata su terrazze galleggianti mediante l'utilizzo di un minor numero di piedini, sia in contesti pubblici che privati, garantendo inoltre una maggiore sicurezza rispetto agli spessori inferiori. La scelta del gres porcellanato di alta qualità in 3 cm di spessore è l'incontro di esigenze funzionali ed estetiche.

SUPER HARD KERAMIK 3 CM ist ein extrem robuster Bodenbelag für den Außenbereich, der für eine lange Lebensdauer ausgelegt ist. Kann auch trocken auf Kies oder Sand gelegt werden. Ideal für die Verlegung auf einer schwimmenden Terrasse durch die Verwendung einer geringeren Anzahl von Stelzfüßen, sowohl im öffentlichen als auch im privaten Bereich, was auch eine größere Sicherheit im Vergleich zu geringeren Stärken gewährleistet. Die Wahl des 3 cm starken Hochwertigem Feinsteinzeug, entspricht den funktionellen und ästhetischen Anforderungen.

SUPER HARD KERAMIK 3 CM est le sol d'extérieur extrêmement robuste, conçu pour être résistant dans le temps. Carrossable même s'il est posé à sec sur du gravier ou bien sable. Idéal pour poser sur des terrasses flottantes en utilisant moins de pieds, dans les deux contextes public et privé, garantissant également une plus grande sécurité par rapport aux épaisseurs plus faibles. Le choix du grès cérame de haute qualité de 3 cm répond aux besoins fonctionnels et esthétiques.

90x90x3 cm
36"x36"x1.2"

60x60x3 cm
24"x24"x1.2"

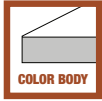
40x60x3 cm
16"x24"x1.2"

40x80x3 cm
16"x32"x1.2"

40x120x3 cm
16"x48"x1.2"



1.2"
3
cm
ZERMATT **CHIARO**



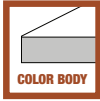
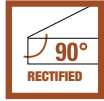

000493RET
40x120x3 cm
16"x48"x1.2"



1.2"
3
cm

ZERMATT SCURO

SUPER HARD
KERAMIK **3**



000669RET

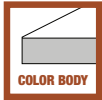
40x120x3 cm
16"x48"x1.2"



1.2"
3
cm

GRANITO DIORITE

SUPER HARD
KERAMIK 3



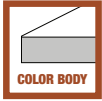
000555RET
40x80x3 cm
16"x32"x1.2"



1.2"
3
cm

GRANITO MONTORFANO


SUPER HARD
KERAMIK 3



000556RET

40x80x3 cm

16"x32"x1.2"

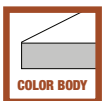


SUPER HARD KERAMIK 3 CM

1.2"
3
cm

BLUSTONE DARK

SUPER HARD
KERAMIK 3



000245
000245RET



60x60x3 cm
24"x24"x1.2"

000246
000246RET

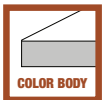
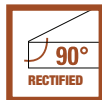


40x80x3 cm
16"x32"x1.2"





1.2"
3 cm
BLUSTONE GREY



000403RET



90x90x3 cm
36"x36"x1.2"

000248
000248RET



60x60x3 cm
24"x24"x1.2"

000249
000249RET



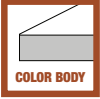
40x80x3 cm
16"x32"x1.2"



1.2"
3
cm

BLUSTONE **BLACK**

SUPER HARD **3**
KERAMIK **3**



000404RET

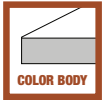

90x90x3 cm
36"x36"x1.2"



1.2"
3
cm

CEMENTO SMOKE

SUPER HARD
KERAMIK 3



000243
000243RET

60x60x3 cm
24"x24"x1.2"



000244
000244RET

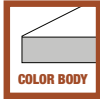
40x80x3 cm
16"x32"x1.2"



1.2"
3
cm

CEMENTO BLACK

SUPER HARD
KERAMIK 3




000239
000239RET

60x60x3 cm
24"x24"x1.2"



000240
000240RET

40x80x3 cm
16"x32"x1.2"



SUPER HARD KERAMIK 3 CM

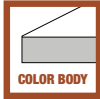


CEMENTO TAUPE

1.2"
3
cm

CEMENTO TAUPE

SUPER HARD
KERAMIK 3



000241
000241RET

60x60x3 cm
24"x24"x1.2"



000242
000242RET

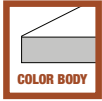
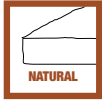
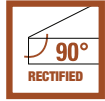

40x80x3 cm
16"x32"x1.2"



1.2"
3
cm

SLATE BLACK

SUPER HARD
KERAMIK 3



000250
000250RET



60x60x3 cm
24"x24"x1.2"

000251
000251RET



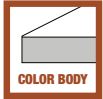
40x80x3 cm
16"x32"x1.2"



1.2"
3
cm

SLATE GREY

SUPER HARD
KERAMIK 3



000252
000252RET

60x60x3 cm
24"x24"x1.2"



000253
000253RET

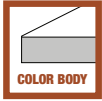
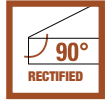

40x80x3 cm
16"x32"x1.2"



1.2"
3
cm


MINIERA WHITE

SUPER HARD
KERAMIK 3



000254
000254RET

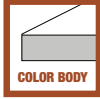
60x60x3 cm
24"x24"x1.2"



1.2"
3
cm

MINIERA BLACK

SUPER HARD
KERAMIK 3^{ES}



000255
000255RET

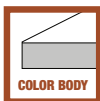
60x60x3 cm
24"x24"x1.2"



1.2"
3
cm

PIETRA ANTRAZYT

SUPER HARD
KERAMIK 3



000258

40x80x3 cm

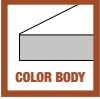
16"x32"x1.2"



1.2"
3
cm

PIETRA GREY

SUPER HARD
KERAMIK 3



000259

40x80x3 cm

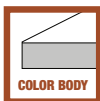

16"x32"x1.2"



1.2"
3
cm

PIETRA MOKA

SUPER HARD
KERAMIK 3



000261

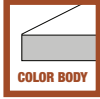
40x80x3 cm
16"x32"x1.2"



1.2"
3
cm

PIETRA BARGE

SUPER HARD
KERAMIK 3



000269
000269RET

60x60x3 cm
24"x24"x1.2"



000263

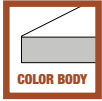
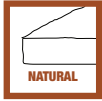
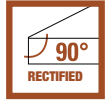
40x80x3 cm
16"x32"x1.2"




1.2"
3
cm

PIETRA OMBRA

SUPER HARD
KERAMIK 3



000267



60x60x3 cm
24"x24"x1.2"

000260
000260RET



40x80x3 cm
16"x32"x1.2"



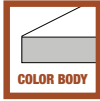
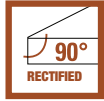





1.2"
3
cm

PIETRA GRIGIONI

SUPER HARD
KERAMIK 3



000268
000268RET



60x60x3 cm
24"x24"x1.2"

000262



40x80x3 cm
16"x32"x1.2"



1.2"
3
cm

PIETRA TIPOVALS

SUPER HARD
KERAMIK **3**^{SE}



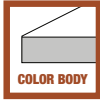
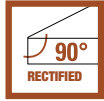

010105

40x60x3 cm

16"x24"x1.2"



PIETRA BASALTO




000353RET



90x90x3 cm
36"x36"x1.2"

000256
000256RET



60x60x3 cm
24"x24"x1.2"

000257
000257RET



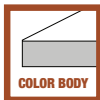

40x80x3 cm
16"x32"x1.2"



1.2"
3
cm

PIETRA MOON

SUPER HARD
KERAMIK 3



000350RET

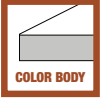
90x90x3 cm
36"x36"x1.2"



1.2"
3
cm

PIETRA ANTICO BIANCO

SUPER HARD
KERAMIK 3



000352RET



90x90x3 cm
36"x36"x1.2"



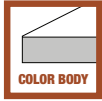
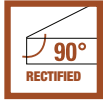
SUPER HARD KERAMIK 3 CM

1.2"
3
cm

PIETRA BLACK

SUPER HARD
KERAMIK 3^{SE}

000349RET



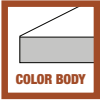
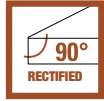
90x90x3 cm
36"x36"x1.2"



1.2"
3
cm

PIETRA NOCCIOLA

SUPER HARD
KERAMIK 3



000351RET

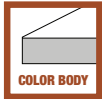
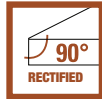
90x90x3 cm
36"x36"x1.2"



1.2"
3
cm

BASIC BERGAMO

SUPER HARD
KERAMIK 3^{ES}




000405RET



90x90x3 cm
36"x36"x1.2"

000408RET



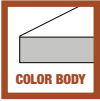
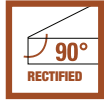
60x60x3 cm
24"x24"x1.2"



1.2"
3
cm

BASIC GINEVRA

SUPER HARD
KERAMIK 3



000407RET



90x90x3 cm
36"x36"x1.2"

000410RET



60x60x3 cm
24"x24"x1.2"

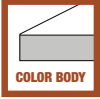
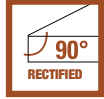




1.2"
3
cm

BASIC AMALFI

SUPER HARD
KERAMIK 3



000406RET




90x90x3 cm
36"x36"x1.2"

000409RET



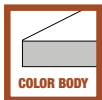

60x60x3 cm
24"x24"x1.2"



1.2"
3
cm

BASIC AVIGNONE

SUPER HARD
KERAMIK **3**



000411RET

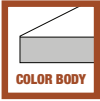
60x60x3 cm
24"x24"x1.2"



1.2"
3
cm

LISTONE ABETE

SUPER HARD
KERAMIK 3

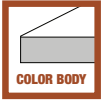
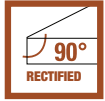


000678RET

40x120x3 cm
16"x48"x1.2"



1.2"
3
cm LISTONE **MARRONE**



000668RET

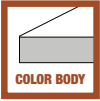
40x120x3 cm
16"x48"x1.2"



1.2"
3
cm

LISTONE GRIGIO

SUPER HARD
KERAMIK 3



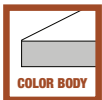
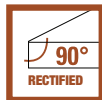

000492RET
40x120x3 cm
16"x48"x1.2"



1.2"
3
cm

FORESTA SCURO

SUPER HARD
KERAMIK 3



000271
000271RET

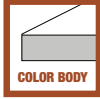
40x80x3 cm
16"x32"x1.2"



1.2"
3
cm

FORESTA CHIARO

SUPER HARD
KERAMIK 3



000270
000270RET

40x80x3 cm
16"x32"x1.2"





COLOSSEO GRIGIONI

Thanks to L'Altra Pietra - Combine Indoor & Outdoor with reduced thickness slabs, designed for indoor environments, it is possible to furnish any kind of space with elegance, creating a surface continuity combination between different indoor and outdoor environments.

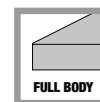
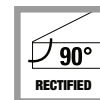
Grazie alle lastre a spessore ridotto L'Altra Pietra - Combine Indoor & Outdoor, pensate e dedicate all'utilizzo interno, si arreda con eleganza ogni tipo di spazio, creando una combinazione in continuità di superficie tra ambienti differenti, interni ed esterni.

Dank der Ausführungen in geringerer Dicke von L'Altra Pietra - Combine Indoor & Outdoor, die eigens für den Gebrauch im Inneren entwickelt wurden, gestaltet man jede Umgebung mit Eleganz, indem man eine Kombination von kontinuierlichen Oberflächen zwischen unterschiedlichen Bereichen, innen und außen schafft.

Grâce aux dalles à épaisseur réduite, L'Altra Pietra - Combine Indoor & Outdoor, pensées et destinées à une utilisation en intérieur, s'accorde avec élégance à n'importe quel type d'espace en créant une combinaison en surface continue entre des milieux différents, intérieurs et extérieurs.



COLOSSEO GRIGIONI



010106
30x60x1 cm
12"x24"x0.4"



R10

010206
30x60x1 cm
12"x24"x0.4"



R11

000341
60x120x1 cm
24"x48"x0.4"



R10

000708
60x120x1 cm
24"x48"x0.4"



R11




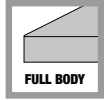
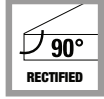
0.4"
1
cm

COLOSSEO GLETCHER GRAU

000490
30x60x1 cm
12"x24"x0.4"



R11



COLOSSEO QUARZITE SVEDESE

000340
60x120x1 cm
24"x48"x0.4"



R10



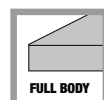

0.4"
1
cm

COLOSSEO PIETRA DI GERUSALEMME

000614
30x60x1 cm
12"x24"x0.4"



R10



000608

120x120x1 cm
48"x48"x0.4"




R10






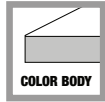
HARENA CALANCA DARK



010406
30x60x1 cm
 12"x24"x0.4"  **R10**




010212
60x60x1 cm
 24"x24"x0.4"  **R10**




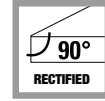
010214
60x120x1 cm
 24"x48"x0.4"  **R10**




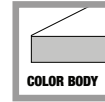
HARENA CALANCA LIGHT



010306
30x60x1 cm
 12"x24"x0.4"  **R10**



010112
60x60x1 cm
 24"x24"x0.4"  **R10**




010114
60x120x1 cm
 24"x48"x0.4"  **R10**



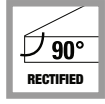





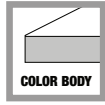
DUOMO SABBIA




010706
30x60x1 cm
 12"x24"x0.4"  **R10**




010512
60x60x1 cm
 24"x24"x0.4"  **R10**




010313
60x90x1 cm
 24"x36"x0.4"  **R10**




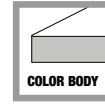
DUOMO PERLA



010506
30x60x1 cm
 12"x24"x0.4"  **R10**



010312
60x60x1 cm
 24"x24"x0.4"  **R10**




010113
60x90x1 cm
 24"x36"x0.4"  **R10**






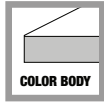
DUOMO PIETRA



010806
30x60x1 cm
 12"x24"x0.4"  **R10**




010612
60x60x1 cm
 24"x24"x0.4"  **R10**



010413
60x90x1 cm
 24"x36"x0.4"  **R10**




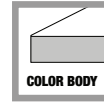
DUOMO OMBRA




010606
30x60x1 cm
 12"x24"x0.4"  **R10**



010412
60x60x1 cm
 24"x24"x0.4"  **R10**



010213
60x90x1 cm
 24"x36"x0.4"  **R10**



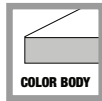
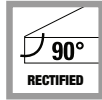
0.4"
1
cm

DUOMO TRAVERTINO BEIGE

000486

30x60x1 cm
12"x24"x0.4"

R10




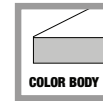


0.4"
1
cm

FORTEZZA MAGGIA

000514

60x120x1 cm
24"x48"x0.4"

R11

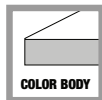
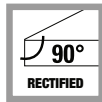


DUOMO TRAVERTINO NOCE

000487

30x60x1 cm
12"x24"x0.4"

R10


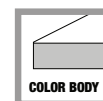
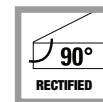


FORTEZZA BIASCA

000590

60x120x1 cm
24"x48"x0.4"

R11

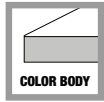


0.4"
1
cm

HARENA HOLZ GRIGIO

010315
20x120x1 cm
8"x48"x0.4"

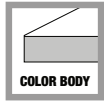
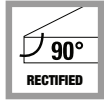
R10



HARENA HOLZ MARRONE

010215
20x120x1 cm
8"x48"x0.4"

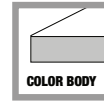


R10



HARENA HOLZ NOCE

010115
20x120x1 cm
8"x48"x0.4"

R10



MODULE SERVICE

DIFFERENT SIZES, GREATER FREEDOM.
CUSTOMIZE YOUR PAVING. CHOOSE YOUR COLOR

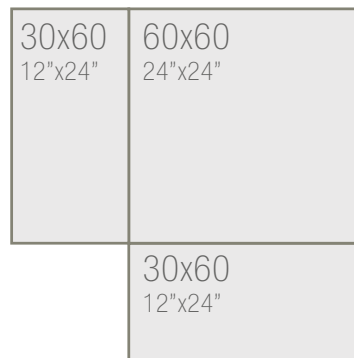
SERVIZIO MODULARE. FORMATI DIFFERENTI, GRANDE LIBERTÀ. PERSONALIZZA IL TUO PAVIMENTO, SCEGLI IL TUO COLORE.
MODULIEREN BEDIENUNG. VERSCHIEDENE GRÖSSEN, GRÖßERE FREIHEIT. PERSONALISIEREN WÄHLE DEINE FARBE.
MODULER SERVICE. DIFFÉRENTES TAILLES, PLUS GRANDE LIBERTÉ. PERSONNALISEZ VOTRE PAVÉ. CHOISIS TA COULEUR.



MODULE 1

60x120 = 40%
60x60 = 20%
60x90 + 30x60 = 40%

Available in all colors 60x120
Disponibile in tutti i colori 60x120
In allen Farben erhältlich 60x120
Disponible dans toutes les couleurs 60x120



MODULE 2

60x60 = 50%
30x60 = 50%

Available in all colors 60x60 and 60x90
Disponibile in tutti i colori 60x60 e 60x90
In allen Farben erhältlich 60x60 und 60x90
Disponible dans toutes les couleurs 60x60 et 60x90







MODULE 3

60x60 = 57%
30x30 = 14%
30x60 = 29%

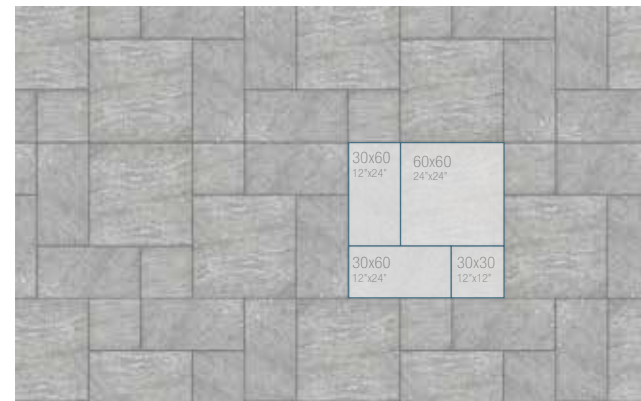
Available in all colors 60x60 and 60x90
Disponibile in tutti i colori 60x60 e 60x90
In allen Farben erhältlich 60x60 und 60x90
Disponible dans toutes les couleurs 60x60 et 60x90

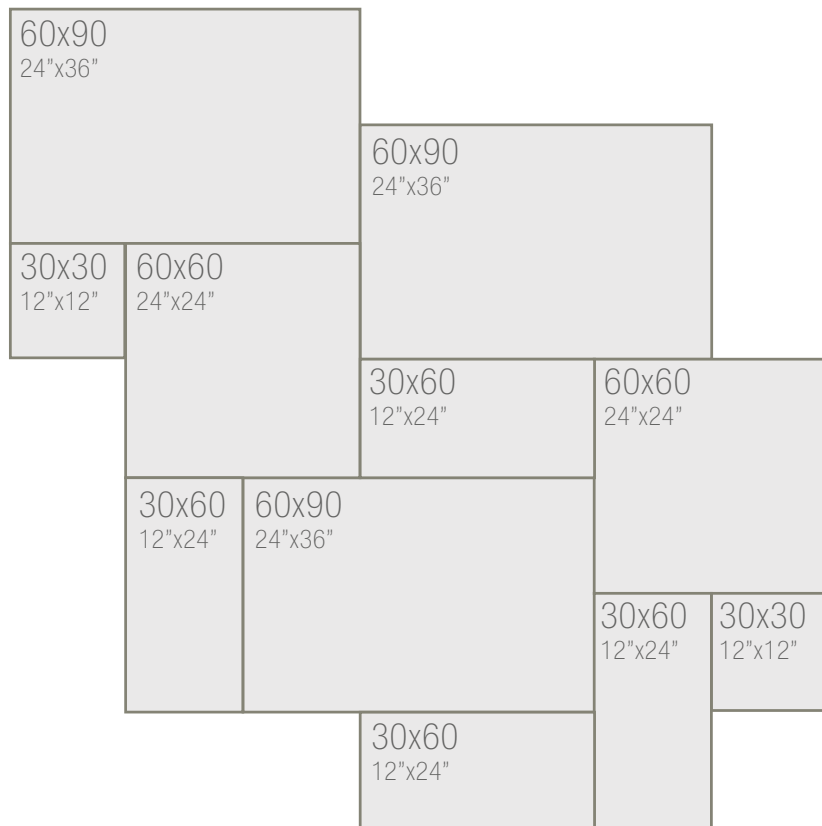


MODULE 4

60x60 = 44%
30x60 = 45%
30x30 = 11%

Available in all colors 60x60, 60x90 and 90x90
Disponibile in tutti i colori 60x60, 60x90 e 90x90
In allen Farben erhältlich 60x60, 60x90 und 90x90
Disponible dans toutes les couleurs 60x60, 60x90 et 90x90





MODULE 5

90x60 = 56%

60x60 = 25%

30x60 = 13%

30x30 = 6%

Available in all colors 60x90 and 60x120

Disponibile in tutti i colori 60x90 e 60x120

In allen Farben erhältlich 60x90 und 60x120

Disponible dans toutes les couleurs 60x90 et 60x120






SPECIAL CUTS

CUSTOMIZE YOUR PAVING, CHOOSE YOUR COLOR

TAGLI SPECIALI. PERSONALIZZA IL TUO PAVIMENTO, SCEGLI IL TUO COLORE.
SPEZIALSCHNITT. PASSEN SIE IHRE PFLASTERUNG AN, WÄHLEN SIE IHRE FARBE.
COUPE SPÉCIALE. PERSONNALISE TON PAVAGE, CHOISIS TA COULEUR.


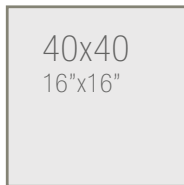
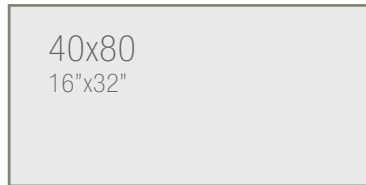


COLOSSEO QUARZITE WHITE, COLOSSEO BRESSA



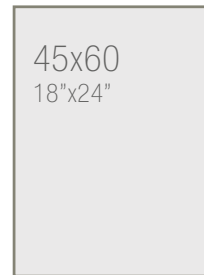
60x60
24"x24"

Available in all colors 60x60
Disponibile in tutti i colori 60x60
In allen Farben erhältlich 60x60
Disponibile dans toutes les couleurs 60x60



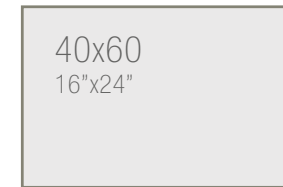


40x80
16"x32"

Available in all colors 40x80
Disponibile in tutti i colori 40x80
In allen Farben erhältlich 40x80
Disponibile dans toutes les couleurs 40x80



60x90
24"x36"

Available in all colors 60x90
Disponibile in tutti i colori 60x90
In allen Farben erhältlich 60x90
Disponibile dans toutes les couleurs 60x90



40x120
16"x48"

Available in all colors 40x120
Disponibile in tutti i colori 40x120
In allen Farben erhältlich 40x120
Disponibile dans toutes les couleurs 40x120

SPECIAL PIECES

ALL COLORS AND DESIRED FORMATS ARE AVAILABLE UPON REQUEST
The special pieces are obtained from standard sizes available in the catalogue, with the condition of the maximum size of the same slab.

PEZZI SPECIALI, DISPONIBILI A RICHIESTA IN TUTTI I COLORI E FORMATI DESIDERATI: vengono ricavati dalle misure delle lastre standard disponibili a catalogo con il vincolo della dimensione massima della stessa lastra
SONDERTEILE, ALLE FARBEN UND GEWÜNSCHTEN FORMATE SIND AUF ANFRAGE ERHÄLTICH: Die Sonderanfertigungen werden aus der, in Katalog verfügbaren Standardgrößen, gefertigt.
PIÈCES SPÉCIALES, DISPONIBLE SUR TOUTES LES COULEURS ET LES TAILLES SOUHAITÉES: sont obtenues à partir de tailles standard disponibles dans le catalogue, à la condition de la taille maximale de la même dalle.



HARENA CALANCA DARK



COLOSSEO BASALT GRAU



COLOSSEO PIETRA DI GERUSALEMME



CASTELLO GREY


FLOWERPOT - FIORIERA - BLUMENTOPF - JARDINIÈRE



DUOMO PERLA



COLOSSEO BASALT GRAU



COLOSSEO GRIGIONI

GRID - GRIGLIA - GITTER - GRILLE

COLOSSEO PIETRA DI GERUSAEMME



COLOSSEO GRIGIONI



COLOSSEO BASALT GRAU

BLOCK STEP - GRADONE - BLOCKSTUFE - MARCHE BLOC

COLOSSEO GRIGIONI



COLOSSEO BASALT GRAU



COLOSSEO SILVERGRAU

L COPING - COPERTINA L - ABDECKPLATT L - COUVERTINE L

COLOSSEO BASALT GRAU



COLOSSEO GRIGIONI



COLOSSEO PIETRA DI GERUSALEMME

BULLNOSE - BORDO TORO - ABGERUNDETE KANTE - BORDS ARRONDIS

HARENA CALANCA LIGHT



COLOSSEO GRIGIONI



COLOSSEO BASALT GRAU

SINTERED STONE INSTALLATION

EASY LAYING FOR ANY APPLICATION

INSTALLAZIONE DELLA PIETRA SINTERIZZATA VERSATILITÀ DI POSA PER TUTTE LE ESIGENZE DI APPLICAZIONE
FEINSTEINZEUG INSTALLATION VIELFÄLTIGKEIT DER VERLEGUNG FÜR ALLE ANWENDUNGSERFORDERNISSE
L'INSTALLATION DU GRÈS CÉRAME UNE FORTE POLYVALENCE DE POSE POUR BEAUCOUP D'APPLICATIONS

LAYING ON SCREED WITH ADHESIVE

Posa su massetto con colla
Verlegung auf Estrich mit Kleber
Pose sur chape avec adhésif



LAYING ON WET SAND WITH CEMENT

Posa fresco su fresco sabbia misto cemento
Verlegung auf nassen Sand mit Zement
Pose sur sable avec ciment



RAISED LAYING WITH SUPPORT

Posa sopraelevata con supporto
Verlegung auf Stelzlager
Pose surélevée avec support



DRY LAYING ON SAND / GRAVEL

Posa a secco su Sabbia / Ghiaia
Trockenverlegung auf Sand / Kies
Pose à sec sur Sable / Gravier



DRY LAYING ON GRASS

Posa a secco su Erba
Trockenverlegung auf Rasen
Pose à sec sur Herbe



VENTILATED FAÇADES INSTALLATION

Installazione di facciate ventilate
Installation von belüfteten Fassaden
Installation de façades ventilées



DRY-LAY INSTALLATION ON GRAVEL, SAND OR GRASSY SURFACES

POSA A SECCO IN APPOGGIO SU GHIAIA, SABBIA O FONDI ERBOSI
TROCKENE VERLEGUNG DURCH AUFLAGE AUF KIES, SAND ODER RASEN
POSE À SEC EN APPUI SUR GRAVIER, SABLE OU FONDS HERBEUX

DESTINATIONS - DESTINAZIONI - ZIELE - DESTINATIONS

- **Driveways**
Vialetti carrabili
Einfahrten
Allées
- **Residential areas**
Aree residenziali
Wohngebiete
Aires résidentielles
- **Commercial areas**
Aree commerciali - Gewerbeflächen
- Zones commerciales
- **Terraces**
Terrazze - Terrassen - Terrasses
- **Garden, courtyard or patio**
Giardino, cortile, patio - Garten oder Hof
- Jardin, cour, patio

ADVANTAGES - VANTAGGI - VORTEILE - AVANTAGES

- **Easy to install**
Facile da installare
Einfach zu installieren
Facile à installer
- **Easy maintenance**
Manutenzione facilitata
Einfache Wartung
Entretien facile
- **Reusable and replaceable**
Riutilizzabile e sostenibile
Wiederverwend- und austauschbar
Réutilisable et remplaçable
- **Draining surface**
Superficie drenante
Oberfläche entleeren
Surface drainante
- **Inspectable**
Ispezionabile
Inspizierbar
Inspectable
- **Immediately usable**
Immediatamente utilizzabile
Sofort benutzbar
Immédiatement utilisable



Paving laid on gravel, sand or grassy ground: the slabs can be dry-laid directly on sand, gravel and grassy ground so as to obtain paving that can immediately withstand foot without requiring a screed and without the use of mortar and glues. High load bearing capacity, frost-resistant, anti-slip, easy to install and to clean, weather resistant and is resistant to mould, moss and verdigris treatments.

Pavimentazione con posa su ghiaia, sabbia o fondi erbosi: le lastre possono essere posate a secco direttamente su sabbia, ghiaia o fondi erbosi consentendo di ottenere una pavimentazione immediatamente calpestabile senza la necessità di un massetto e senza l'uso di malte e colle. Resistente, non gelivo, antiscivolo e facile da installare e da pulire, è inalterabile a qualsiasi condizione climatica ed è inattaccabile da muffe, muschi e trattamenti verde rame.

Bodenbelag mit Verlegung auf Kies, Sand oder Rasen: Die Platten können direkt auf Sand, Kies oder Rasen trocken verlegt werden. Der Boden kann dadurch sofort begangen werden, da keine Notwendigkeit für einen Estrich besteht, auch auf Mörtel und Kleber kann verzichtet werden. Beständig, frostbeständig, trittsicher (rutschhemmend) und leicht zu verlegen und zu reinigen, wetterfest und beständig gegen Schimmel, Moos und Kupfersulfat.

Revêtement de sols posé sur gravier, sur sable ou sur sols herbeux: les dalles peuvent être posées à sec directement sur du sable, des graviers ou des sols herbeux, ce qui permet d'obtenir des sols praticables dès la pose terminée, sans devoir réaliser une chape ni faire usage de mortier ou de colle. Résistant, ingélfif, antidérapant et facile à installer et à nettoyer. C'est un carreau inaltérable, quelles que soient les conditions climatiques. Il résiste aux moisissures, aux mousses et aux traitements à base d'oxyde de cuivre.

DRY-LAY INSTALLATION ON SAND OR GRAVEL

POSA A SECCO IN APPOGGIO SU SABBIA O GHIAIA
TROCKENE VERLEGUNG DURCH AUFLAGE AUF SAND ODER KIES
POSE À SEC EN APPUI SUR SABLE OU GRAVIER



The slabs can be laid dry by simply placing them in the desired position, without the need adhesives. This means the slabs are easily levelled out on top of the sand/gravel and are ready for use immediately afterwards. This allows users to change the paving at any time or reuse the same material several times, even in different locations.

Le lastre si possono posare a secco semplicemente appoggiandole nella posizione desiderata senza l'utilizzo di collanti edili. Ciò permette di assestare e livellare velocemente la lastra sulla sabbia/ghiaia risultando immediatamente calpestabile. Questo metodo non richiede l'intervento di professionisti specializzati e permette di modificare il disegno di posa in qualsiasi momento o di riutilizzare le stesse lastre più volte anche in contesti diversi.

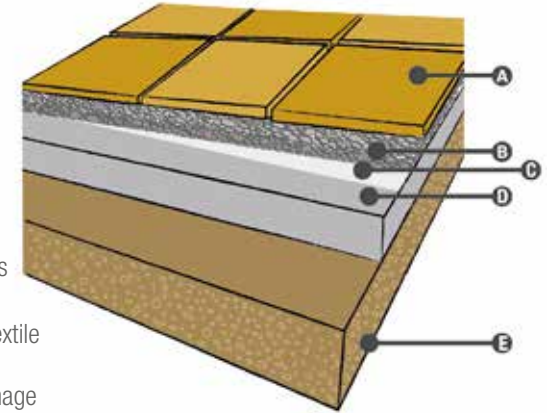
Die Platten können trocken gelegt werden, indem sie einfach in die gewünschte Position gebracht werden, ohne dass Klebstoffe erforderlich sind. Dies bedeutet, dass die Platten leicht auf dem Sand/Kies ausgerichtet werden können und sofort danach einsatzbereit sind. Auf diese Weise können Benutzer die Pflasterung jederzeit ändern oder das gleiche Material auch an verschiedenen Orten mehrmals wiederverwenden.

Les dalles peuvent être posées sèches simplement en les plaçant en la position désirée sans l'utilisation de colles. Ça permet de niveler rapidement la dalle sur le sable/gravier en résultant immédiatement à piétiner. Cette méthode-ci ne demande pas l'intervention de professionnels spécialisés et permet de modifier le dessin de pose à tout moment ou réutiliser les mêmes dalles plusieurs et dans contextes divers.

EXAMPLE OF LAYING ON GROUND

ESEMPIO DI POSA SU TERRENO
BEISPIEL FÜR DAS AUFLAGEN AUF DEM BODEN
EXEMPLE DE POSE AU SOL

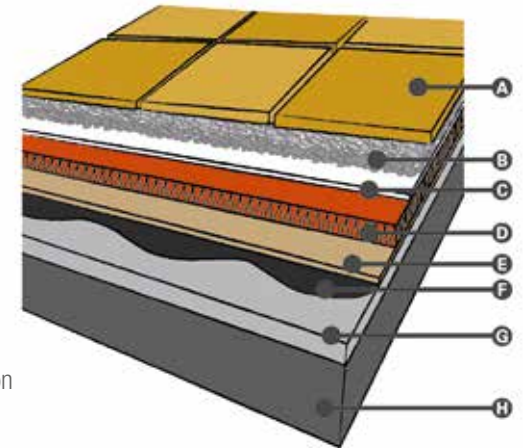
- A Slabs with Cross Spacer** - Lastre con Crocette
- Platte mit Kreuzabstandshalter - Dalles avec Croisillons
- B Gravel** - Ghiaia - Kies - Gravier
- C Non-woven fabric** - Geotessuto - Geogewebe - Geo-téxtil
- D Drainage layer**
Strato di drenaggio - Drainageschicht - Couche de drainage
- E Soil** - Terreno - Erdreich - Terrain



EXAMPLE OF LAYING ON FLAT COVERING

ESEMPIO DI POSA SU COPERTURA PIANA
BEISPIEL FÜR DIE VERLEGUNG DER FLACHEN ABDECKUNG
EXEMPLE DE POSE SUR REVÊTEMENT PLAT

- A Slabs with Cross Spacer** - Lastre con Crocette
- Platte mit Kreuzabstandshalter - Dalles avec Croisillons
- B Ballast layer of gravel**
Strato di zavorramento in ghiaia
Beschwerungsschicht aus Kies
Couche de lestage dans le gravier
- C Separation layer**
Strato di separazione - Trennschicht - Couche de séparation
- D Thermal insulation element**
Elemento termoisolante - Wärmedämmendes Element
Élément thermo-isolant
- E Vapour barrier** - Barriera al vapore - Dampfsperre - Barrière à la vapeur
- F Waterproof layer** - Manto impermeabile - Undurchlässige Schicht - Revêtement imperméable
- G Sloping screed** - Massetto di pendenza - Estrich mit Gefälle - Chape d'inclinaison
- H Floor** - Solaio - Decke - Plancher



The laying solutions are merely indicative. Soluzioni di posa puramente indicative. Rein beispielsweise Verlegelösungen. Solutions de pose purement indicatives.



GUARANTEED DRIVE-OVER CAPACITY FOR SLABS WITH 3, 5, 6 CM (1.2", 2", 2.4") THICKNESS
CARRABILITÀ GARANTITA PER LASTRE DI 3, 5, 6 CM DI SPESSORE
GARANTIERTE ANTRIEBSKAPAZITÄT FÜR PLATTEN MIT 3, 5, 6 CM DICKE
CAPACITÉ DE TRANSMISSION GARANTIE POUR LES DALLES D'ÉPAISSEUR DE 3, 5, 6 CM

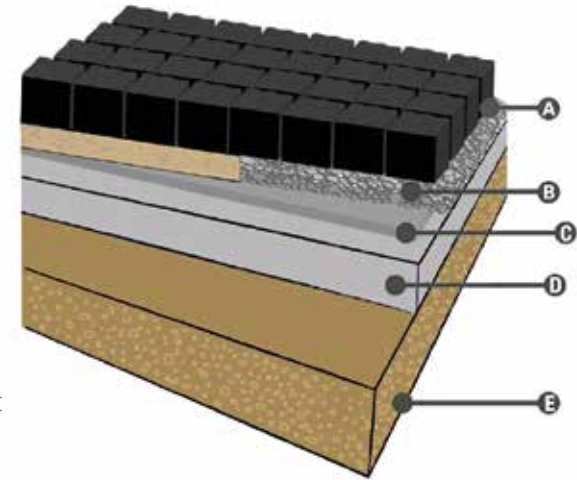




EXAMPLE OF LAYING ON GROUND OF PAVÈ

ESEMPIO DI POSA SU TERRENO DEL PAVÈ
 BEISPIEL FÜR DIE VERLEGUNG AUF PAVÈ
 EXEMPLE DE POSE SUR LE SOL DE PAVÈ

- A Pavè**
- B Sand/gravel**
Sabbia/ghiaia - Sand/Kies - Sable/gravier
- C Screed with electrowelded mesh**
Massetto con rete elettrosaldata
Estrich mit Elektroschweißgitter
Chape avec treillis électrosoudé
- D Roadbed** - Massicciata - Straßenbett - Ballast
- E Soil** - Terreno - Boden - Sol



DRY-LAY INSTALLATION ON GRASS

POSA A SECCO IN APPOGGIO SU ERBA
 TROCKENE VERLEGUNG DURCH AUFLAGE AUF HERBE
 POSE À SEC EN APPUI SUR L'HERBE



In public zones or private gardens, in the presence of lawn slabs, they can be laid dry on top of grass without using any adhesives.

In presenza di fondi erbosi, sia in abitazioni private che in aree pubbliche, le lastre vengono posate a secco sul basamento senza l'utilizzo di collanti edilizi. Ciò permette di modificare le pavimentazioni in qualsiasi momento e di riutilizzare le stesse lastre più volte. La posa a secco non richiede l'intervento di professionisti specializzati e risulta immediatamente calpestabile.

Bei Rasenflächen in privaten oder öffentlichen Gärten werden die Platten trocken auf dem Untergrund, ohne Verwendung von Bauklebern, verlegt. Auf diese Weise können die Böden jederzeit geändert und die selben Platten mehrmals wiederverwendet werden. Für die Trockenverlegung werden keine Fachleute benötigt und der Boden ist sofort begehbar.

En présence d'herbe, dans les jardins privés ou dans les zones publiques, les dalles sont posées à sec sur la base sans colles techniques. Cela permet de modifier les pavages à tout moment et de réutiliser les dalles plusieurs fois. La pose à sec n'exige pas l'intervention de spécialistes et elle est immédiatement praticable.



GUARANTEED DRIVE-OVER CAPACITY FOR SLABS WITH 3, 5 CM (1.2", 2") THICKNESS
 CARRABILITÀ GARANTITA PER LASTRE DI 3, 5 CM DI SPESSORE
 GARANTIERTE ANTRIEBSKAPAZITÄT FÜR PLATTEN MIT 3, 5 CM DICKE
 CAPACITÉ DE TRANSMISSION GARANTIE POUR LES DALLES D'ÉPAISSEUR DE 3, 5 CM



LAYING ON SCREED WITH ADHESIVE

POSA SU MASSETTO CON COLLA
MIT KLEBSTOFF AUF DEN ESTRICH LEGEN
POSE SUR CHAPE AVEC COLLE



DESTINATIONS - DESTINAZIONI - ZIELE - DESTINATIONS

- **Driveways**
Vialetti carrabili - Einfahrten - Allées
- **Pool sides**
Bordi piscina - Poolseiten - Côté piscine
- **Terraces**
Terrazze - Terrassen - Terrasses
- **Car parking**
Parcheggi - Parkplatz - Parking
- **Residential areas**
Aree residenziali - Wohngebiete - Aires résidentielles
- **Commercial areas**
Aree commerciali - Gewerbeflächen - Zones commerciales
- **Outdoor stairs**
Scale esterne - Außentreppen - Escaliers extérieurs
- **Garage ramps**
Rampe garage - Garagenrampen - Rampes de garage

ADVANTAGES - VANTAGGI - VORTEILE - AVANTAGES

- **Maximum stability over time**
Massima stabilità nel tempo
Maximale Stabilität über die Zeit
Stabilité maximale dans le temps
- **Ideal for driveways**
Ideale per superfici carrabili
Ideal für Einfahrten
Idéal pour les allées
- **Ideal for intense pedestrian circulation**
Ideale per circolazioni pedonali intense
Ideal für eine intensive Fußgängerzirkulation
Idéal pour une circulation piétonne intense



The advanced technical features of the sintered stone collections, combined with an adhesive laying technique on screed, allow users to create perfectly stable and exceptionally hard-wearing surfaces. The slabs used with this solution can withstand both moving and parked vehicles. Ideal for heavily frequented areas, in particular for squares, pavements, or ramps. Expansion joints are necessary and joints must be filled with cementitious grout.

Le elevate caratteristiche tecniche delle collezioni in pietra sinterizzata combinate alla soluzione di posa a colla su massetto permettono di generare superfici perfettamente stabili ed eccezionalmente resistenti. Le lastre utilizzate con questa soluzione sono in grado di sopportare il passaggio e la sosta di autoveicoli. Ideali per tutte le strutture urbane molto frequentate quali piazze, marciapiedi o rampe. Sono necessari i giunti di dilatazione e le fughe tra le lastre devono essere riempite con stucco cementizio.

Die fortschrittlichen technischen Merkmale der Feinsteinzeugkollektionen in Kombination mit einer klebenden Verlegetechnik auf Estrich ermöglichen es dem Benutzer, perfekt stabile und außergewöhnlich strapazierfähige Oberflächen zu schaffen. Die mit dieser Lösung verwendeten Platten können sowohl fahrenden als auch geparkten Fahrzeugen standhalten. Ideal für stark frequentierte Bereiche, insbesondere für Plätze, Gehwege oder Rampen. Dehnungsfugen sind notwendig und Fugen müssen mit Zementmörtel gefüllt werden.

Les caractéristiques techniques avancées de la collection en grès cérame combinées avec la solution de pose adhésive sur la chape, elles permettent de créer surfaces parfaitement stables et exceptionnellement résistantes. Les dalles utilisées avec cette solution-ci, elles peuvent soutenir le passage et l'arrêt de voitures. Idéales pour toutes les structures urbaines souvent fréquentées comme places, trottoirs ou rampes. Les jointures sont nécessaires et elles doivent être jointoyées avec ciment.



GUARANTEED DRIVE-OVER FOR SLABS WITH 2, 3, 5, 6 CM (0.8", 1.2", 2", 2.4") THICKNESS
CARRABILITÀ GARANTITA PER LASTRE DI 2, 3, 5, 6 CM DI SPESSORE
GARANTIERTE ANTRIEBSKAPAZITÄT FÜR PLATTEN MIT 2, 3, 5, 6 CM DICKE
CAPACITÉ DE TRANSMISSION GARANTIE POUR LES DALLES D'ÉPAISSEUR DE 2, 3, 5, 6 CM





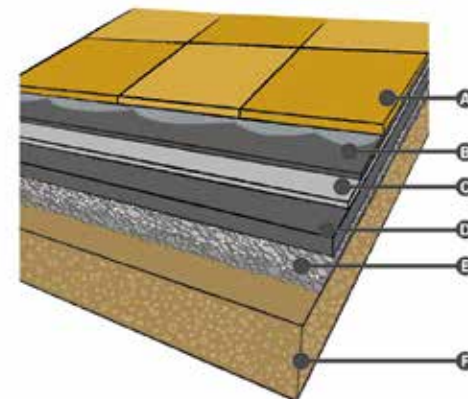
EXAMPLE OF LAYING ON GROUND

ESEMPIO DI POSA SU TERRENO

BEISPIEL FÜR DAS AUFLEGEN AUF DEM BODEN

EXEMPLE DE POSE AU SOL

- A Slab laid with adhesive** - Lastra posata con collante - Platte mit Kleber verlegt - Dalle posé avec de la colle
- B Concrete screed (may include electro welded mesh)**
Massetto in calcestruzzo (eventuale rete elettrosaldata)
Betonestrich (eventuelles Bewehrungsgitter)
Chape en béton (éventuel grillage électrosoudé)
- C Reinforcement layer** - Strato di rinforzo
Verstärkungsschicht - Couche de renfort
- D Concrete screed**
Massetto in calcestruzzo - Betonestrich - Chape en béton
- E Loose stone foundation (gravel)**
Vespaio (ghiaia) - Hohlraum (Kies)
Guide sanitaire (gravier)
- F Soil** - Terreno - Erdreich - Terrain



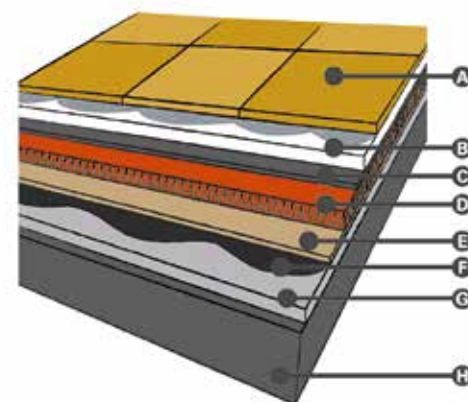
EXAMPLE OF LAYING ON FLAT COVERING

ESEMPIO DI POSA SU COPERTURA PIANA

BEISPIEL FÜR DIE VERLEGUNG DER FLACHEN ABDECKUNG

EXEMPLE DE POSE SUR REVÊTEMENT PLAT

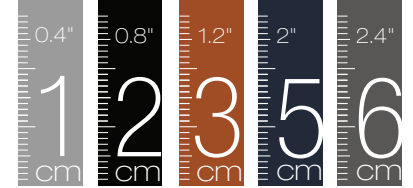
- A Slab laid with adhesive** - Lastra posata con collante
Platte mit Kleber verlegt - Dalle posé avec de la colle
- B Concrete screed**
Massetto in calcestruzzo - Betonestrich - Chape en béton
- C Separation layer**
Strato di separazione - Trennschicht - Couche de séparation
- D Thermal insulation element**
Elemento termoisolante - Wärmedämmendes Element
Élément thermo-isolant
- E Vapour barrier**
Barriera al vapore - Dampfsperre - Barrière à la vapeur
- F Waterproof layer** - Manto impermeabile - Undurchlässige Schicht - Revêtement imperméable
- G Sloping screed** - Massetto di pendenza - Estrich mit Gefälle - Chape d'inclinaison
- H Floor** - Solaio - Decke - Plancher



The laying solutions are merely indicative. Soluzioni di posa puramente indicative. Rein beispielsweise Verlegelösungen. Solutions de pose purement indicatives.

LAYING ON WET SAND WITH CEMENT

POSA FRESCO SU FRESCO CON SABBIA MISTO CEMENTO
MIT ZEMENT AUF NASSEN SAND LEGEN
POSE SUR SABLE MOUILLE AVEC CIMENT



DESTINATIONS - DESTINAZIONI - ZIELE - DESTINATIONS

- **Driveways**
Vialetti carrabili - Einfahrten - Allées
- **Pool sides**
Bordi piscina - Poolseiten - Côté piscine
- **Terraces**
Terrazze - Terrassen - Terrasses
- **Car parking**
Parceggi - Parkplatz - Parking
- **Residential areas**
Aree residenziali - Wohngebiete - Aires résidentielles
- **Commercial areas**
Aree commerciali - Gewerbeflächen - Zones commerciales
- **Outdoor stairs**
Scale esterne - Außentreppen - Escaliers extérieurs
- **Garage ramps**
Rampe garage - Garagenrampen - Rampes de garage

ADVANTAGES - VANTAGGI - VORTEILE - AVANTAGES

- **Maximum stability over time**
Massima stabilità nel tempo - Maximale Stabilität über die Zeit - Stabilité maximale dans le temps
- **Ideal for driveways**
Ideale per superfici carrabili - Ideal für Einfahrten - Idéal pour les allées
- **Ideal for intense pedestrian circulation**
Ideale per circolazioni pedonali intense - Ideal für eine intensive Fußgängerzirkulation - Idéal pour une circulation piétonne intense



The slabs are laid on a base of sand mixed with cement. This technique guarantees the slabs long term stability and their vehicle accessibility. It also allows to lay the slabs straight on the floor screed avoiding the high costs of the levelling screed arrangements. Expansion joints are necessary and joints must be filled with cementitious grout.

Le lastre vengono posate su una base di sabbia mista a cemento, questa tecnica garantisce la stabilità delle lastre a lungo termine e la carrabilità. Inoltre permette di posare le lastre direttamente su massetto evitando i costi elevati di predisposizione della caldana. Sono necessari i giunti di dilatazione e le fughe tra le lastre devono essere riempite con stucco cementizio.

Die Platten werden auf eine mit Zement vermischte Sandbasis gelegt. Diese Technik garantiert die Langzeitstabilität der Platten und ihre Zugänglichkeit für Fahrzeuge. Es ermöglicht auch, die Platten gerade auf den Estrich zu legen, wodurch die hohen Kosten der Nivellierestrichanordnungen vermieden werden. Dehnungsfugen sind notwendig und Fugen müssen mit Zementmörtel gefüllt werden.

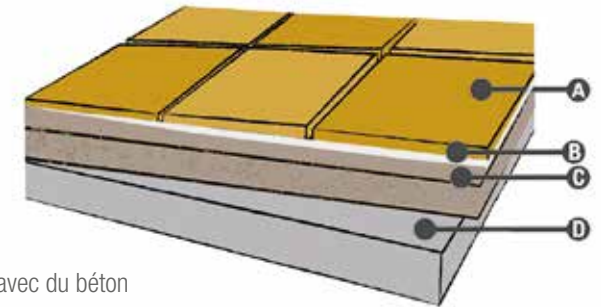
Les dalles sont posées sur une base de sable mixée avec du ciment, cette technique-ci garantie la stabilité des allées à long temps et sa caractéristique carrossable. De plus elle permet de poser les dalles directement sur la chape, en évitant coûts élevés pour niveler. Les jointures sont nécessaires et elles doivent être jointoyes avec ciment.



EXAMPLE OF LAYING ON SCREED

ESEMPIO DI POSA SU MASSETTO
BEISPIEL FÜR DAS AUFLEGEN AUF SCREED
EXEMPLE DE POSE SUR SCREED

- A Slab** - Lastra - Platte - Dalle
- B Adhesive** - Colla - Kleben - Colle
- C Sand with cement**
Sabbia misto cemento - Sand mit Beton - Sable avec du béton
- D Screed** - Massetto - Estrich - Laius




GUARANTEED DRIVE-OVER FOR SLABS WITH 2, 3, 5, 6 CM (0.8", 1.2", 2", 2.4") THICKNESS
CARRABILITÀ GARANTITA PER LASTRE DI 2, 3, 5, 6 CM DI SPESSORE
GARANTIERTE ANTRIEBSKAPAZITÄT FÜR PLATTEN MIT 2, 3, 5, 6 CM DICKE
CAPACITÉ DE TRANSMISSION GARANTIE POUR LES DALLES D'ÉPAISSEUR DE 2, 3, 5, 6 CM




RAISED LAYING WITH SUPPORT

POSA SOPRAELEVATA CON SUPPORTO
ERHÖHTE LAGE MIT UNTERSTÜTZUNG
POSE SURÉLEVÉE AVEC SUPPORTS



ADVANTAGES - VANTAGGI - VORTEILE - AVANTAGES




- Excellent for hiding equipment
Ottimo nascondiglio per impianti
Hervorragendes Versteck für Leitungen und Anlagen
Excellente cachette pour installations



- Always a flat floor and easily accessible
Pavimento piano e facilmente ispezionabile
Fußboden immer eben und leicht zugänglich
Pavement toujours plat et facile à inspecter



- Better thermal and acoustic insulation
Migliore isolamento termico e acustico
Bessere Wärme- und Schalldämmung
Meilleure isolation thermique et acoustique



- Absorption of structural movements
Ottimo assorbimento delle dilatazioni
Hervorragendes Auffangen von Spannungen
Excellente absorption des dilatations



- Fast installation
Velocità di posa in opera
Schnelles Verlegen
Rapide à poser



- Exceptional load bearing strength
Forte resistenza ai pesi
Hoher Widerstand gegen Belastungen
Forte resistance aux poids




- Significant reduction in weight
Significativa diminuzione del peso
Signifikante Gewichtsverminderung
Diminution significative du poids



- Quick water drainage
Rapido deflusso dell'acqua
Schnelles Abfließen des Wassers
Rapide écoulement de l'eau



- Ecological and clean
Ecologia e pulizia
Ökologisch und sauber
Ecologie et propreté



Floating paving is composed by a series of modular and adjustable supports, that easily and safely adapt to all paving types. Designed to guarantee an homogeneous surface, without bringing radical changes to the existing structure, as well as to eliminate humidity problems, water infiltrations, passage of electric cables and pipes, floating paving solutions allow easy and quick inspections and rainwater efficient drainage.

Il pavimento sopraelevato è composto da una serie di supporti modulari, che con semplicità e sicurezza si adatta ad ogni tipo di superficie. Ideata per garantire sempre una pavimentazione omogenea, senza apportare interventi radicali alla struttura preesistente ed eliminare i problemi di umidità, infiltrazioni d'acqua, passaggio di cavi o tubi, permettendo una facile e veloce ispezionabilità e un efficace smaltimento delle acque meteoriche.

Schwimmende Verlegung besteht aus einer Reihe von modularen und verstellbaren Stützen, die so einfach sind und sich sicher an alle Flächen anpassen. Entwickelt, um eine homogene Oberfläche zu schaffen, ohne radikale Änderungen an der bestehenden Struktur, sowie zu beseitigen Feuchtigkeitsprobleme, Wasserinfiltrationen, Durchführen von elektrischen Kabeln und Rohren, schwimmend Verlegung ermöglichen einfache und schnelle Inspektionen und eine effiziente Entwässerung des Regenwassers.

Le dallage surélevé est composé par une série de supports modulaires, qui, avec simplicité et sécurité, s'adaptent à chaque type de surface. Idée pour garantir toujours un dallage uniforme, sans apporter des modifications radicales à la structure préexistante et éliminer les problèmes d'humidité, d'infiltration de l'eau, de passage de câbles et tuyau, en permettant une inspection rapide et facile et un drainage de l'eau de pluie efficace.

DESTINATIONS - DESTINAZIONI - ZIELE - DESTINATIONS

- Residential areas
Aree residenziali - Wohngebiete
Aires résidentielles
- Commercial areas
Aree commerciali - Gewerbeflächen
Zones commerciales
- Terraces
Terrazze - Terrassen - Terrasses
- Garden, courtyard or patio
Giardino, cortile, patio
Garten oder Hof
Jardin, cour, patio



The proposed diagrams and indications are purely indicative of the type of application: please refer to the specific regulations in force in your country in order to lay the floor to the highest technical standards.

Le soluzioni di applicazione e le indicazioni proposte sono puramente indicative: si prega di fare riferimento alle normative specifiche in vigore nel proprio paese per realizzare una pavimentazione a regola d'arte e in sicurezza.

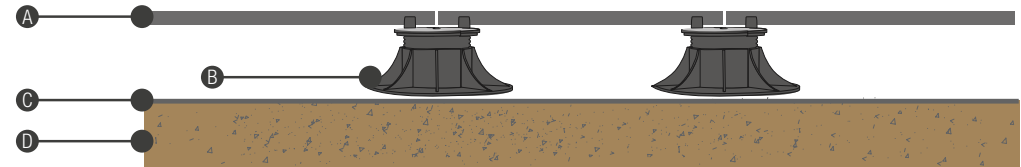
Die vorgeschlagenen Diagramme und Angaben geben lediglich Aufschluss über die Art der Anwendung: Bitte beachten Sie die in Ihrem Land geltenden spezifischen Vorschriften, um den Boden nach den höchsten technischen Standards zu verlegen.

Les solutions d'application et les indications proposées sont purement indicatives: merci de vous référer aux normes spécifiques en vigueur dans votre pays pour créer un dallage aux règles de l'art et sécurité.

EXAMPLE OF RAISED LAYING

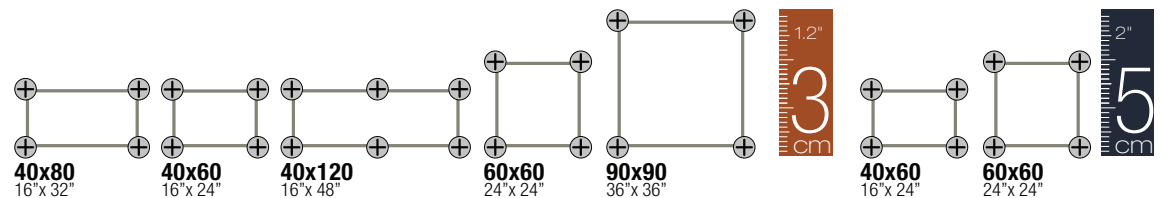
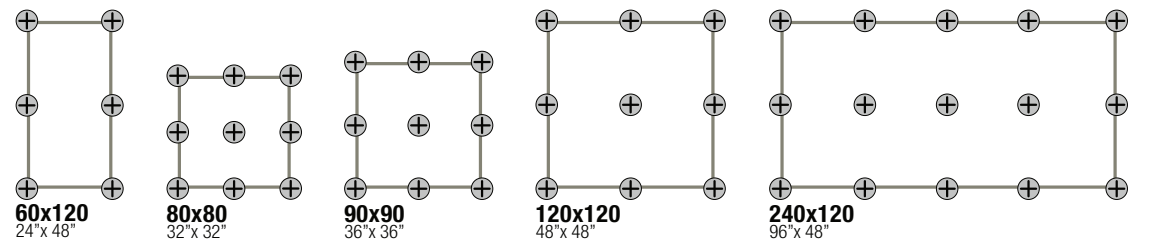
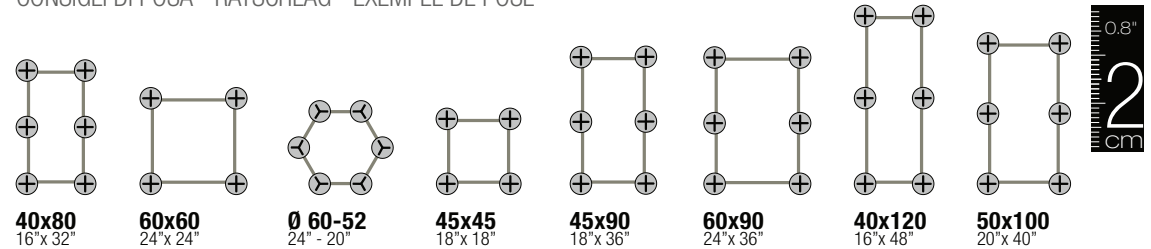
ESEMPIO DI POSA SOPRAELEVATA
BEISPIEL FÜR ERHÖHTE VERLEGUNG
EXEMPLE DE POSE SURÉLEVÉE AVEC SUPPORT

- A Slabs** - Lastre - Platte - Dalles
- B Adjustable/fixed supports** - Supporto regolabile/fisso - Verstellbare/feste Stützen - Support réglable/fixe
- C Waterproof sheath** - Guaina impermeabile - Wasserdichte Hülle - Gaine imperméable
- D Screed with maximum slope of 5%** - Pavimentazione con pendenza massima 5%
- Estrich mit einer maximalen Neigung von 5% - Dallage avec une pente de 5% maximum



LAYING ADSIVE

CONSIGLI DI POSA - RATSCHLAG - EXEMPLE DE POSE



SUPPORTS

SUPPORTI - STÜTZEN - PLOTS

ADJUSTABLE FIXED HEAD SUPPORT

PIEDINI TESTA FISSA - PLATTENLAGER VERSTELLBAR - PLOT REGLABLE FIXE



NM1	NM2	NM3	NM4	NM5
2,5 - 4 cm 1" - 1.6"	4 - 7 cm 1.6" - 2.7"	6 - 10 cm 2.4" - 3.9"	9 - 16 cm 3.6" - 6.3"	15 - 27 cm 5.9" - 10.6"

ADJUSTABLE SELF-LEVELING SUPPORT

PIEDINI TESTA MOBILE - PLATTENLAGER VERSTELLBAR + NIVELLIERUNG - PLOT REGLABLE AUTONIVELANT



SE0	SE1	SE2	SE3	SE4	SE5
2,8 - 3,8 cm 2.8" - 3.8"	3,75 - 5 cm 3.75" - 5"	5 - 7,5 cm 5" - 7.5"	7,5 - 12 cm 7.5" - 12"	12 - 17 cm 12" - 17"	17 - 21,5 cm 17" - 21.5"

FIXED SUPPORT / STAR T / CROSS SUPPORT

SUPPORTO FISSO/STAR T/CROCETTE - PLATTENLAGER FIXE/STAR T/KREUZFUGENAUFLEGER - PLOT FIXE/STAR T/ECARTEUR



EH15	STAR T	CROCETTE	UPPER EDGE CLIP	LOWER EDGE CLIP	SIDE CLIP	KEY
1,5 cm 0.6"	1 - 1,5 cm 0.4" - 0.6"	-	-	-	-	-



ADJUSTMENT KEY

CHIAVE DI REGOLAZIONE - REGULIERUNGSSCHLÜSSEL - CLEF DE REGLAGE

Adjustable supports offer many solutions to compensate any surface small imperfections and high slopes, in order to create pavings that are always levelled and stable. The exclusive adjustment key adjusts supports (and consequently the overlaying floor) even in case of finished floor, without lifting it.

I supporti regolabili offrono molteplici soluzioni per compensare piccole imperfezioni e grandi pendenze di qualsiasi piano di posa così da realizzare sempre pavimentazioni perfettamente stabili e piane. L'esclusiva chiave di regolazione, permette la regolazione dei supporti (e conseguentemente del pavimento soprastante) anche a pavimento finito evitando pertanto di doverlo sollevare.

Die einstellbaren Stützen bieten zahlreiche Lösungen, um kleine Unregelmäßigkeiten und große Neigungen jeder beliebigen Auflagefläche auszugleichen, so dass immer perfekt stabile und ebene Bodenbeläge entstehen. Der exklusive Regulierungsschlüssel ermöglicht die Einstellung der Stützen (und damit des darüber liegenden Fußbodens) auch nachdem der Bodenbelag fertig ist, wodurch sein Anheben vermieden wird.

Les supports réglables offrent de multiples solutions pour compenser les petites imperfections et les grandes déclivités de n'importe quelle surface de pose de façon à toujours réaliser des pavements parfaitement stables et plats. La clef de réglage exclusive permet de régler les supports (et donc le revêtement du dessus) même lorsque le pavement est terminé si bien qu'il n'est plus nécessaire de le soulever.

VENTILATED FAÇADES THE PERFECT CLADDING FOR LOW ENERGY CONSUMPTION AND LIVING COMFORT

FACCIATE VENTILATE: IL RIVESTIMENTO PERFETTO PER UN BASSO CONSUMO ENERGETICO E IL BENESSERE ABITATIVO
 BELÜFTETE FASSADEN: DIE PERFEKTE ABDECKUNG FÜR NIEDRIGEN ENERGIEVERBRAUCH UND WOHNKOMFORT
 FAÇADES VENTILÉES: LE REVÊTEMENT PARFAIT POUR UNE FAIBLE CONSOMMATION D'ÉNERGIE ET UN BIEN-ÊTRE VIVANT



The ventilated façade system is the most effective external cladding technology for buildings to solve the problems of thermal and acoustic insulation, protection from humidity and atmospheric agents. The system ensures the best thermal hygrometric performance without interfering with the internal life of the building and without altering the internal finishes. One of the greatest advantages of this system is undoubtedly the strong increase in energy saving, therefore leading to an improvement in living comfort.

Il sistema di facciata ventilata è la tecnologia di rivestimento esterno degli edifici più efficace per risolvere le problematiche dell'isolamento termico e acustico, della protezione dall'umidità e dagli agenti atmosferici. Il sistema assicura le migliori prestazioni termo igrometriche senza interferire con la vita interna dell'edificio e senza alterarne le finiture interne. Uno dei più grandi vantaggi di questo sistema è senza dubbio il forte incremento del risparmio energetico che comporta quindi il miglioramento del benessere abitativo.

Das System der hinterlüfteten Fassade ist die effektivste Außenverkleidungstechnologie für Gebäude, um die Probleme der Wärme- und Schalldämmung sowie des Schutzes vor Feuchtigkeit und Witterungseinflüssen zu lösen. Das System gewährleistet die beste thermohygrometrische Leistung ohne Beeinträchtigung des Innenlebens des Gebäudes und ohne Veränderung der Innenausbauten. Einer der größten Vorteile dieses Systems ist zweifelsohne die starke Zunahme der Energieeinsparung, die somit zu einer Verbesserung des Wohnkomforts führt.

Le système de façade ventilée est la technologie de revêtement extérieur la plus efficace pour les bâtiments afin de résoudre les problèmes d'isolation thermique et acoustique, de protection contre l'humidité et contre les conditions atmosphériques. Le système assure les meilleures performances thermo-hygrométriques sans interférer avec la vie interne du bâtiment et sans altérer les finitions internes. L'un des plus grands avantages de ce système est sans aucun doute la forte augmentation des économies d'énergie qui conduit donc à l'amélioration du bien-être habitative.

ADVANTAGES - VANTAGGI - VORTEILE - AVANTAGES

 <p>ENERGY SAVING Risparmio energetico Energieeinsparung Économie d'énergie</p>	 <p>THERMAL COMFORT Comfort termico Thermischer Komfort Confort thermique</p>	 <p>SELF-CLEANING Autopulente Selbstreinigend Autonettoyant</p>
 <p>TECHNICAL PERFORMANCE Prestazioni tecniche Technische Leistung Performance technique</p>	 <p>WEATHER-RESISTANT Resistente agli agenti atmosferici Wetterfest Résistant aux intempéries</p>	 <p>IDEAL FOR RENOVATIONS Ideale per ristrutturazioni Ideal für Renovierungen Idéal pour les rénovations</p>

Sintered stone slabs of **2 cm thickness** have definite advantages in the choice of this particular technology. The adoption of the system is, in fact, directly connected to the thickness of the slabs, as their machining, which consists of a milled groove, be carried out in total safety only starting from a thickness of 2 cm.

The **KERF** technology allows the slabs to be anchored by means of special brackets whose conformation allows the upper plate to be supported and prevents the underlying plate from tipping over.

In addition to the obvious aesthetic and functional advantages, it allows controlling the costs of installation of the structure, reaching the aforementioned goals as the most interesting design solution also from an economic point of view. In addition, the 2 cm thickness guarantees excellent aesthetic performance and greater resistance to impact than other systems on the market. For this application, we recommend slabs with a maximum size of **120x120 cm**.

Le lastre in pietra sinterizzata di **2 cm di spessore**, comportano vantaggi decisivi nella scelta di questa particolare tecnologia. L'adozione del sistema è, infatti, direttamente connessa allo spessore delle lastre, poiché la lavorazione delle stesse, che consiste in una scanalatura fresata, può essere realizzata in totale sicurezza solo partendo da uno spessore di 2 cm.

La tecnologia **KERF** permette l'ancoraggio delle lastre mediante speciali staffette la cui conformazione consente di sostenere la lastra superiore ed impedire il ribaltamento di quella sottostante. Oltre agli evidenti vantaggi estetici e funzionali, consente di contenere i costi di installazione della struttura, arrivando a prefigurarsi come la soluzione progettuale più interessante anche da un punto di vista economico.

Inoltre lo spessore 2 cm garantisce un'ottima resa estetica e una maggiore resistenza all'urto rispetto ad altri sistemi presenti sul mercato. Per questa applicazione si consigliano lastre di una dimensione massima di **120x120 cm**.

Die **2 cm dicken** Sinterwerksteinplatten haben entscheidende Vorteile bei der Wahl dieser bestimmten Technologie. Die Einführung des Systems hängt in der Tat direkt mit der Dicke der Platten zusammen. Da die Bearbeitung desselben, die aus einer gefrästen Nut besteht, erst ab einer Stärke von 2 cm durchgeführt werden kann. Die **KERF-Technologie** ermöglicht die Verankerung der Platten mit Hilfe von speziellen Konsolen, deren Formgebung ermöglicht die Abstützung der oberen Platte und verhindert das Umkippen der darunterliegenden Platten. Zusätzlich zu den offensichtlichen ästhetischen und funktionellen Vorteilen, erlaubt es die Kosten für die Installation der Struktur einzudämmen, wobei folgende Ziele erreicht werden als die auch aus wirtschaftlicher Sicht interessanteste Designlösung.

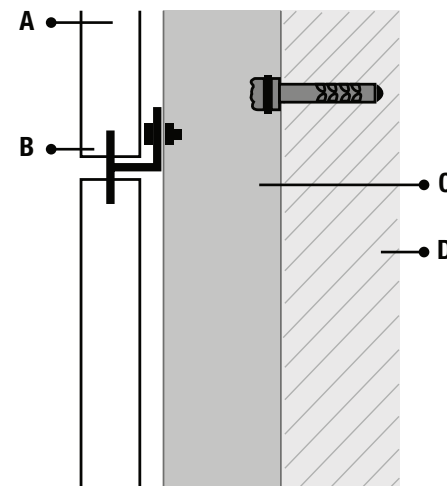
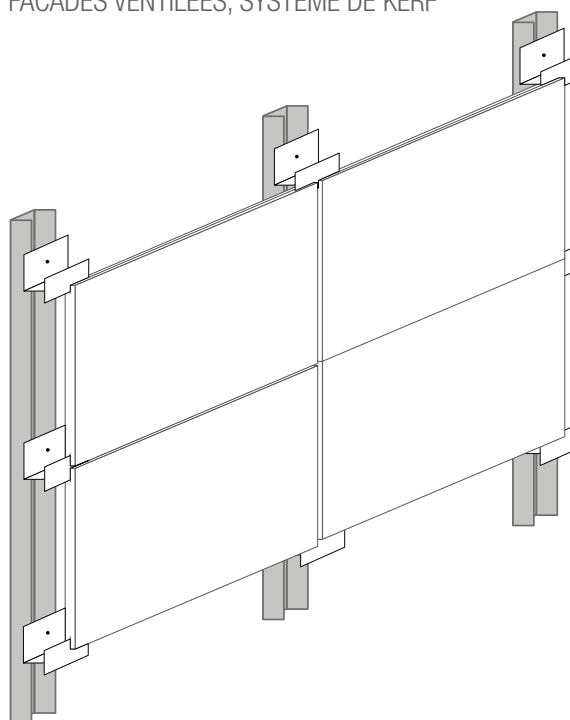
Darüber hinaus garantiert die Dicke von 2 cm eine ausgezeichnete ästhetische Leistung und eine größere Widerstandsfähigkeit gegen Stöße als andere Systeme auf dem Markt. Für diese Anwendung empfehlen wir Platten mit einer maximalen Größe von **120x120 cm**.

Les dalles de grès cérame de **2 cm d'épaisseur** présentent des avantages décisifs dans le choix de cette technologie particulière. L'adoption de ce système est en effet directement liée à l'épaisseur des dalles, car le traitement de celui-ci, consiste en une rainure fraisée, peut être effectué au total sécurité seulement à partir d'un épaisseur de 2 cm.

La technologie **KERF** permet l'ancrage des dalles à travers des support de consoles spéciales dont la conformation permet de soutenir la plaque supérieure et empêche le renversement du celle sous-jacent. En plus de l'évidence des avantages esthétiques et fonctionnels, il permet de contenir les coûts d'installation de la structure, arrivant à se préfigurer comme la solution de conception la plus intéressante aussi d'un point de vue économique. De plus, l'épaisseur de 2 cm garantit des excellents résultats esthétiques et une plus grande résistance aux chocs que les autres sur le marché. Pour cette application, nous recommandons des dalles d'une taille maximale de **120x120 cm**.



VENTILATED FAÇADES, KERF SYSTEM
 FACCIATE VENTILATE, SISTEMA KERF
 BELÜFTETE FASSADEN, KERF-TECHNOLOGIE
 FAÇADES VENTILÉES, SYSTÈME DE KERF




SIDE VIEW - VISTA LATERALE
 SEITENANSICHT - VUE LATÉRALE

- A Slab**
Lastra - Platte - Dalle
- B Bracket**
Staffa - Klammer - Support
- C Structure**
Struttura - Struktur - Structure
- D Wall**
Muro - Wand - Mur

THE RANGE

LA GAMMA - DIE PRODUKTPALETTE - LA GAMME



MUSEO PIERRE BLUE GREY · p.72

PIETRA DI VALS CLOUD · p.101

PAVÉ 5 CM. GRIGIONI · p.184

HARENA CALANCA LIGHT · p.45

MONWISO GREY · p.124

GRAFFITI GRIGIO · p.117

MUSEO ARDESIA GRIGIA · p.71

DUOMO BLUESTONE GREY · p.65

COLOSSEO QUARZITE SVEDESE · p.28

COLOSSEO GLETCHER GRAU · p.16

COLOSSEO GRIGIONI · p.13

TEGEL MOON DECORO · p.132

TEGEL MOON · p.131

DUOMO OMBRA · p.64

HARENA CALANCA DARK · p.46

HARENA ARDESIA GRIGIA · p.43

DOLOMITI BEIGE · p.106

ANTICATO CREMA · p.165

COLOSSEO QUARZITE GIALLA · p.14

PIETRA DI VALS BEIGE · p.102

POMPEI BEIGE · p.182

CEMENTO TAUPE · p.113

MODENA BEIGE · p.104

DUOMO TRAVERTINO BEIGE · p.68

DUOMO TRAVERTINO NOCE · p.230

TEGEL NOCCIOLA · p.135

TORRE MOKA · p.54

PIETRA DI VALS SILVER · p.99

CATTEDRALE AVORIO · p.80


COLOSSEO PIETRA DI GERUSALEMME · p.21


CATTEDRALE GREY · p.81

ETNA LIGHT GREY · p.95

THE RANGE

LA GAMMA - DIE PRODUKTPALETTE - LA GAMME





SIZE INDEX
INDICE FORMATI
GROSSENINDEX
INDEX DE TAILLE

60x60x2cm

24"x24"x0.8"	pag.
ALPI MATTERHORN	98
CASTELLO BEIGE	74
CASTELLO ANTRAZYT	75
CASTELLO GREY	76
CEMENTO DOLOMITI COTTO	110
CEMENTO TAUPE	113
CEMENTO SMOKE	114
CEMENTO BLACK	115
COLOSSEO GRIGIONI	13
COLOSSEO QUARZITE GIALLA	14
COLOSSEO GLETCHER GRAU	16
COLOSSEO FIORA	17
COLOSSEO BASALT GRAU	18
COLOSSEO PIETRA DI GERUSALEMME	21
COLOSSEO BRESSA	22
COLOSSEO PORPHYRBRAUN	24
COLOSSEO BARGE	25
COLOSSEO SILVERGRAU	27
COLOSSEO QUARZITE SVEDESE	28
COLOSSEO DORATO	29
COLOSSEO TOSCANO	30
COLOSSEO QUARZITE WHITE	32
COLOSSEO PORFIDO LAVIS	35
COLOSSEO LUSERNA BAGNOLO	36
COLOSSEO TIPOVALS	37
CUBETTI LUSERNA	161
CUBETTI PORFIDO GRIGIO	162
CUBETTI PORFIDO MARRONE	163
ETNA CAPPUCCINO	94
ETNA LIGHT GREY	95
ETNA DARK GREY	96
FORTEZZA MONTORFANO	38
FORTEZZA DIORITE	39
GRAFFITI NERO	116
GRAFFITI GRIGIO	117
HARENA HOLZ NOCE	138
HARENA HOLZ MARRONE	141
MUSEO ARDESIA NERA	70
MUSEO ARDESIA GRIGIA	71
MUSEO PIERRE BLUE GREY	72
MUSEO PIERRE BLUE NOIR	73

40x80x2cm

16"x32"x0.8"	pag.
ANTICATO CREMA	165
ANTICATO BELGISCH GRANIT	167
ANTICATO QUARZITE MIX	169
BOSCO TABULA CHIARA	148
BOSCO TABULA MEDIA	149
BOSCO TABULA SCURA	150
DOLOMITI BEIGE	106
DOLOMITI GRIGIO	107
DOLOMITI NERO	108
DOLOMITI SENAPE	109
ETNA CAPPUCCINO	94
ETNA LIGHT GREY	95
ETNA DARK GREY	96
FORESTA CHIARO	144
FORESTA GRIGIO	145
FORESTA SCURO	146
MODENA GREY	103
MODENA BEIGE	104
MODENA ANTRAZYT	105
PIETRA DI VALS SILVER	99
PIETRA DI VALS ANTRAZYT	100
PIETRA DI VALS CLOUD	101
PIETRA DI VALS BEIGE	102
TORRE QUARZITE GRIGIA	50
TORRE BIANCA	51
TORRE BOTTICINO	52
TORRE MOKA	54

40x120x2cm

16"x48"x0.8"	
CERVINO GREY	118
CERVINO DARK	119
CERVINO BEIGE	120
COLOSSEO GLETCHER GRAU	16
COLOSSEO BASALT GRAU	18
HARENA ARDESIA GRIGIA	43
HARENA CALANCA LIGHT	45
HARENA CALANCA DARK	46
HARENA SAND STONE BEIGE	48
HARENA HOLZ NOCE	138
HARENA HOLZ MARRONE	141
HARENA HOLZ GRIGIO	70
MUSEO ARDESIA NERA	142
SELVA BORNEO	151
SELVA TONGASS	152
SELVA AMAZZONIA	154
VINTAGE HELL	155
VINTAGE BROWN	156
VINTAGE DUNKEL	157

45x90x2cm

18"x36"x0.8"	pag.
COLOSSEO GRIGIONI	13
COLOSSEO PIETRA DI GERUSALEMME	21
COLOSSEO BARGE	25
COLOSSEO TIPOVALS	37
FORTEZZA MONTORFANO	38
FORTEZZA DIORITE	39

50x100x2cm

20"x40"x0.8"	
CASTELLO BEIGE	74
CASTELLO ANTRAZYT	75
CASTELLO GREY	76
FORTEZZA MAGGIA	41
FORTEZZA BIASCA	42

60x90x2cm

24"x36"x0.8"	
DUOMO MINT	55
DUOMO CARRARA	56
DUOMO EVOLUTION SLATE	57
DUOMO VALSTONE LIGHT	58
DUOMO VALSTONE DARK	59
DUOMO PERLA	61
DUOMO SABBIA	62
DUOMO PIETRA	63
DUOMO OMBRA	64
DUOMO BLUESTONE GREY	65
DUOMO BLUESTONE NOIR	66
DUOMO TRAVERTINO BEIGE	68
MONVISO LIMESTONE YELLOW	121
MONVISO MULTICOLOR	123
MONVISO GREY	124
MONVISO FOSSIL	125

90x90x2cm

36"x 36"x0.8"	
CATTEDRALE CEMENTO	79
CATTEDRALE AVORIO	80
CATTEDRALE GREY	81
CATTEDRALE ANTRAZYT	82
CATTEDRALE MOKA	83
TEGEL MOON	131
TEGEL MOON DECORO	132
TEGEL BLACK	133
TEGEL ANTICO BIANCO	134
TEGEL NOCCIOLA	135

80x80x2cm

32"x 32"x0.8"	pag.
CASTELLO BEIGE	74
CASTELLO ANTRAZYT	75
CASTELLO GREY	76

60x120x2cm

24"x48"x0.8"	
COLOSSEO GRIGIONI	13
COLOSSEO GLETCHER GRAU	16
COLOSSEO BASALT GRAU	18
COLOSSEO BRESSA	22
COLOSSEO BARGE	25
COLOSSEO SILVERGRAU	27
COLOSSEO PORFIDO LAVIS	35
COLOSSEO TIPOVALS	37
FORTEZZA MONTORFANO	38
FORTEZZA DIORITE	39
FORTEZZA SNOW ALPS	40
METALLICO CORTEN RUST	126
METALLICO BLACK	127
METALLICO DARK SOUL	128
METALLICO LONDON GREY	129

120x120x2cm

48"x 48"x0.8"	
COLOSSEO GRIGIONI	85
COLOSSEO PIETRA DI GERUSALEMME	86
COLOSSEO BRESSA	88
COLOSSEO PORFIDO LAVIS	89
COLOSSEO LUSERNA BAGNOLO	90
COLOSSEO TIPOVALS	91

120x240x2cm

48"x96"x0.8"	
COLOSSEO GRIGIONI	85
COLOSSEO PIETRA DI GERUSALEMME	86
COLOSSEO BRESSA	88
COLOSSEO PORFIDO LAVIS	89
COLOSSEO LUSERNA BAGNOLO	90
COLOSSEO TIPOVALS	91

Ø 60-52x2cm

24"-20"x0.8"	pag.
ESAGONO CAPPUCCINO	171
ESAGONO GRIGIONI	172
ESAGONO BASALTO	173
ESAGONO QUARZITE BIANCA	174
ESAGONO FORESTA CHIARO	175

Ø 42-36x2cm

16½"-14"x0.8"	
PASSO GIAPPONESE BARGE	177
PASSO GIAPPONESE GRIGIONI	178
PASSO GIAPPONESE ARDESIA	179
PASSO GIAPPONESE HOLZ MARRONE	180
PASSO GIAPPONESE HOLZ GRIGIO	181

45x45x1,8cm

18"x18"x0.7"	
POMPEI ANTRAZYT	182
POMPEI BEIGE	182

40x80x3cm

16"x32"x1.2"	
BLUSTONE DARK	202
BLUSTONE GREY	204
CEMENTO SMOKE	206
CEMENTO BLACK	207
CEMENTO TAUPE	209
FORESTA SCURO	236
FORESTA CHIARO	237
GRANITO DIORITE	200
GRANITO MONTORFANO	201
PIETRA ANTRAZYT	214
PIETRA GREY	215
PIETRA MOKA	216
PIETRA BARGE	217
PIETRA OMBRA	218
PIETRA GRIGIONI	221
PIETRA BASALTO	223
SLATE BLACK	210
SLATE GREY	211

40x120x3cm

16"x48"x1.2"	
LISTONE ABETE	233
LISTONE MARRONE	234
LISTONE GRIGIO	235
ZERMATT CHIARO	198
ZERMATT SCURO	199

60x60x3cm

24"x24"x1.2"	
BASIC BERGAMO	228
BASIC GINEVRA	229
BASIC AMALFI	231
BASIC AVIGNONE	232
BLUSTONE DARK	202
BLUSTONE GREY	204
CEMENTO SMOKE	206
CEMENTO BLACK	207
CEMENTO TAUPE	209
MINIERA WHITE	212
MINIERA BLACK	213
PIETRA BARGE	217
PIETRA OMBRA	218
PIETRA GRIGIONI	221
PIETRA BASALTO	223
SLATE BLACK	210
SLATE GREY	211

40x60x3cm

16"x24"x1.2"	
PIETRA TIPOVALS	222

90x90x3cm

36"x36"x1.2"	
BASIC BERGAMO	228
BASIC GINEVRA	229
BASIC AMALFI	231
BLUSTONE GREY	204
BLUSTONE BLACK	205
PIETRA BASALTO	223
PIETRA MOON	224
PIETRA ANTICO BIANCO	225
PIETRA BLACK	226
PIETRA NOCCIOLA	227

20x40x5cm

8"x16"x2"	
PAVÈ 5 CM GRIGIONI	184
PAVÈ 5 CM BASALTO	186
PAVÈ 5 CM PORFIDO ROSSO	186
PAVÈ 5 CM TIROLO	187
PAVÈ 5 CM LAVICA SAND	187
PAVÈ 5 CM LAVICA GRIGIA	187
UNIVERSALE GRIGIONI	188
UNIVERSALE BASALTO	189
UNIVERSALE PORFIDO ROSSO	190
UNIVERSALE TIROLO	191
UNIVERSALE LAVICA SAND	192
UNIVERSALE LAVICA GRIGIA	193

40x60x5cm

16"x24"x2"	
PAVÈ 5 CM GRIGIONI	184
PAVÈ 5 CM BASALTO	186
PAVÈ 5 CM PORFIDO ROSSO	186
PAVÈ 5 CM TIROLO	187
PAVÈ 5 CM LAVICA SAND	187
PAVÈ 5 CM LAVICA GRIGIA	187
UNIVERSALE GRIGIONI	188
UNIVERSALE BASALTO	189
UNIVERSALE PORFIDO ROSSO	190
UNIVERSALE TIROLO	191
UNIVERSALE LAVICA SAND	192
UNIVERSALE LAVICA GRIGIA	193

60x60x5cm

24"x24"x2"	
PAVÈ 5 CM GRIGIONI	184
PAVÈ 5 CM BASALTO	186
PAVÈ 5 CM PORFIDO ROSSO	186
PAVÈ 5 CM TIROLO	187
PAVÈ 5 CM LAVICA SAND	187
PAVÈ 5 CM LAVICA GRIGIA	187

10x10x6,5cm

4"x4"x2.6"	
PAVÈ BASALTO	195
PAVÈ GRIGIO	195

30x60x1cm

12"x24"x0.4"	pag.
COLOSSEO GRIGIONI	238
COLOSSEO GLETCHER GRAU	239
COLOSSEO PIETRA DI GERUSALEMME	239
DUOMO SABBIA	242
DUOMO PERLA	242
DUOMO PIETRA	243
DUOMO OMBRA	243
DUOMO TRAVERTINO BEIGE	244
DUOMO TRAVERTINO NOCE	244
HARENA CALANCA DARK	240
HARENA CALANCA LIGHT	240

60x60x1cm

24"x24"x0.4"	
DUOMO SABBIA	242
DUOMO PERLA	242
DUOMO PIETRA	243
DUOMO OMBRA	243
HARENA CALANCA DARK	240
HARENA CALANCA LIGHT	240

60x90x1cm

24"x36"x0.4"	
DUOMO SABBIA	242
DUOMO PERLA	242
DUOMO PIETRA	243
DUOMO OMBRA	243

60x120x1cm

24"x48"x0.4"	
COLOSSEO GRIGIONI	238
COLOSSEO QUARZITE SVEDESE	239
FORTEZZA MAGGIA	244
FORTEZZA BIASCA	244
HARENA CALANCA DARK	240
HARENA CALANCA LIGHT	240

120x120x1cm

48"x48"x0.4"	
COLOSSEO PIETRA DI GERUSALEMME	239

20x120x1cm

8"x48"x0.4"	
HARENA HOLZ GRIGIO	245
HARENA HOLZ MARRONE	245
HARENA HOLZ NOCE	245

HIGH PERFORMANCES, PRACTICAL AND FUNCTIONAL

ALTE PERFORMANCE, PRATICITÀ E
FUNZIONALITÀ

HOHE LEISTUNG, PRAKTISCHE
EIGENSCHAFTEN UND FUNKTIONALITÄT.

HAUTES PERFORMANCES, PRATICITÉ
ET FONCTIONNALITÉ



UNIFORM APPEARANCE
Aspetto uniforme
Gleichmäßiges Aussehen
Aspect uniforme




LIGHT COLOR VARIATION
Bassa variazione cromatica
Geringe Farbunterschiede
Variation chromatique basse



MEDIUM COLOR VARIATION
Media variazione cromatica
Mittlere Farbunterschiede
Variation chromatique moyenne



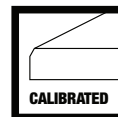
HIGH COLOR VARIATION
Alta variazione cromatica
Starke Farbunterschiede
Variation chromatique haute



RECTIFIED WITH BEVEL
Rettificato con smusso
Rectifiziert
Rectifié avec biseau



NATURAL CURBS
Bordi naturali
Natürliche Kanten
Bords naturels



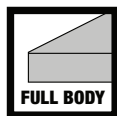
CALIBRATED CURBS
Bordi calibrati
Kalibrierte Kanten
Bordures calibrées



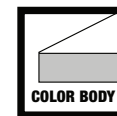
GUARANTEED ANTI-SLIP R10
Garanzia antiscivolo R10
Rutschklasse R10
Antidérapant garanti R10



GUARANTEED ANTI-SLIP R11
Garanzia antiscivolo R11
Rutschklasse R11
Antidérapant garanti R11



HOMOGENEOUS MIXTURE THROUGHOUT ALL PLATE MASS
Impasto omogeneo in tutta la massa della piastra
Homogen durchgefärbter Fliesen Körper
Gâchage homogène dans toute la masse de la plaque



COLOR MIXTURE TO INTEGRATE WITH SURFACE COLOR
Impasto colorato per integrarsi al colore della superficie
Fliesen Körper ähnlich der Oberfläche
Gâchage coloré pour s'assortir à la couleur de la surface

COLOR WARNING

Color shades shown in this catalog are merely indicative because the printed output undergoes significant changes compared to the original color. The color shade of the slab can vary between different sizes of the same color.

LAYING ADVICE

It is advisable to create the appropriate transverse and longitudinal gradients during levelling or compacting, in order to ensure optimal drainage of the floor. We recommend the incorporation of a drainage substrate in order to facilitate runoff and prevent water pooling. It is also advisable to lay the slabs with a minimum joint of 3mm.

Given the frost resistance of sintered stone, the slabs offer a water absorption value closed to zero. This property could lead to localised pooling of water on the floor, even if the slabs are laid properly.

AVVERTENZA COLORE

I colori illustrati in questo catalogo hanno valore puramente indicativo in quanto la resa stampata subisce notevoli cambiamenti rispetto al colore originale. Il tono colore della lastra può variare tra una misura e l'altra dello stesso prodotto.

RACCOMANDAZIONI DI POSA

È bene prevedere le opportune pendenze trasversali e longitudinali da realizzare durante il livellamento o la compattazione per ottenere un drenaggio ottimale del piano di calpestio. Si raccomanda di prevedere un substrato realizzato con materiali drenanti per facilitare il deflusso dell'acqua ed evitarne il ristagno. Inoltre si consiglia una posa con fuga minima di 3 mm. Vista la caratteristica di ingelività della pietra sinterizzata, le lastre hanno il valore relativo all'assorbimento d'acqua praticamente nullo. Tale proprietà potrebbe comportare ristagni di acqua localizzati sulla pavimentazione, indipendentemente dalla realizzazione di una posa a regola d'arte del materiale.

FARBWARNUNG

Die in diesem Katalog gezeigten Farben sind nur als Hinweis zu verstehen, da die gedruckte Ausgabe im Vergleich zur Originalfarbe abweichen kann. Bei jeder neu produzierten Charge gibt es Farbabweichungen.

EMPFEHLUNGEN FÜR DIE VERLEGUNG

Bei der Nivellierung und Kompaktierung müssen die notwendigen Quer- und Längsneigungen geschaffen werden, damit die ordnungsgemäße Drainage der Lauffläche möglich ist. Es wird empfohlen einen aus drainierendem Material bestehenden Unterboden, um das Abfließen des Wassers zu erleichtern und ein Anstauen zu vermeiden. Außerdem wird die Verlegung mit einer Mindestfuge von 3 mm empfohlen. Aufgrund der Frostbeständigkeit des Feinsteinzeug hat die Platten einen Wasseraufnahmewert von praktisch Null. Diese Eigenschaft könnte, selbst bei fachgerechter Verlegung des Materials, zum Anstauen des Wassers auf dem Boden führen.

AVERTISSEMENT DE COULEUR

Les nuances de couleur présentées dans ce catalogue sont purement indicatives car la sortie imprimée subit des modifications importantes par rapport à la couleur d'origine. La couleur de la plaque peut subir des variations d'une mesure à l'autre.

RECOMMANDATIONS DE POSE

On conseille de prévoir des inclinaisons transversales et longitudinales opportunes à réaliser au cours du nivellement et du compactage pour obtenir un drainage optimal du plan de piétinement. On recommande de prévoir un substrat réalisé avec des matériaux drainants pour favoriser l'écoulement de l'eau et en éviter la stagnation. On conseille également une pose avec un joint minimal de 3mm. Vu le caractère ingélique du grès cérame, la valeur d'absorption de l'eau de la dalles est pratiquement nulle. Cette propriété pourrait provoquer des stagnations d'eau localisées sur le carrelage, indépendamment de la réalisation d'une pose du matériel dans les règles de l'art.

TECHNICAL FEATURES - CARATTERISTICHE TECNICHE - TECHNISCHE MERKMALE - CARACTERISTIQUES TECHNIQUES

		TECHNICAL FEATURES CARATTERISTICHE TECNICHE TECHNISCHE DATEN CARACTERISTIQUES TECHNIQUES	STANDARD NORMA NORME	ESTABLISHED LIMITS LIMITI PREVISTI VORGESEHENE GRENZWERTE LIMITES ÉTABLIES		1 CM	2 CM	3 CM	5 CM
REGULARITY REGOLARITÀ REGELMÄßIGKEIT RÉGULARITÉ		LENGTH AND WIDTH LUNGHEZZA E LARGHEZZA LÄNGE UND BREITE LONGUEUR ET LARGEUR	ISO 10545-2	± 0,6 %	± 2 mm				COMPLYING CONFORME ERFÜLLT CONFORME
		THICKNESS SPESSORE STÄRKE ÉPAISSEUR	ISO 10545-2	± 5,0 %	± 0,5 mm				COMPLYING CONFORME ERFÜLLT CONFORME
		RECTANGULARITY ORTOGONALITÀ RECHTWINKLIGKEIT PERPENDICULARITÉ	ISO 10545-2	± 0,5 %	± 2 mm				COMPLYING CONFORME ERFÜLLT CONFORME
		STRAIGHTNESS OF SIDES RETILINEITÀ DEGLI SPIGOLI GERADLINIGKEIT DER KANTEN RECTITUDE DES ARÊTES	ISO 10545-2	± 0,5 %	± 1,5 mm				COMPLYING CONFORME ERFÜLLT CONFORME
		SURFACE FLATNESS PLANARITÀ EBENFLÄCHIGKEIT PLANEITÉ DE SURFACE	ISO 10545-2	± 0,5 %	± 2 mm				COMPLYING CONFORME ERFÜLLT CONFORME
STRUCTURAL STRUTTURALE STRUKTURELL STRUCTURAL		WATER ABSORPTION ASSORBIMENTO D'ACQUA WASSERAUFNAHME ABSORPTION D'EAU	ISO 10545-3	≤ 0,5 %					COMPLYING CONFORME ERFÜLLT CONFORME
		BREAKING STRENGTH SFORZO DI ROTTURA BRUCHLAST FORCE DE RUPTURE	ISO 10545-4	≥ 1300 N	≥ 1300 N	* > 10000 N	* > 29000 N	> 67000 N	
		MODULUS OF RUPTURE MODULO DI ROTTURA BIEGEFESTIGKEIT MODULE DE RUPTURE		≥ 35 N/mm ²	≥ 40 N/mm ²				
	BREAKING LOAD CLASS CLASSE DI CARICO DI ROTTURA BRUCHBELASTUNG KATEGORIE CATEGORIE DE CHARGE DE RUPTUR	EN 1339	VALUE DECLARED VALORE DICHIARATO ERKLÄRTER WERT VALEUR DÉCLARÉE	NA	* U 11	* U 30	U 30		
SURFACE SUPERFICIE OBERFLÄCHE SURFACE		ABRASION RESISTANCE RESISTENZA ALL'ABRASIONE ABRIEFESTIGKEIT RESISTANCE A L'ABRASION	ISO 10545-6	≤ 175 mm ³					COMPLYING CONFORME ERFÜLLT CONFORME
			ISO 10545-7	CLASS DECLARED CLASSE DICHIARATA KLASSE ERKLÄRT CLASSE DÉCLARÉE	≥ 3				
THERMAL HYGROMETRIC TERMO IGROMETRICHE THERMAL HYGROMETRISCH THERMIQUE HYGROMÉTRIQUE		LINEAR THERMAL EXPANSION DILATAZIONE TERMICA LINEARE LINEARER WÄRMEAUSSDEHNUNG DILATATION THERMIQUE LINEAIRE	ISO 10545-8	VALUE DECLARED VALORE DICHIARATO ERKLÄRTER WERT VALEUR DÉCLARÉE	< 9*10 ⁻⁶ °C ⁻¹				
		THERMAL SHOCK RESISTANCE RESISTENZA AGLI SBALZI TERMICI WIDERSTANDSFÄHIG BEI TEMPERATURSCHWANKUNGEN RESISTANCE AUX ÉCARTS DE TEMPÉRATURE	ISO 10545-9	TEST PASSED TEST SUPERATO TEST BESTANDEN TEST RÉUSSI	GUARANTEED GARANTITO GARANTIRT GARANTI				
		FROST RESISTANCE RESISTENZA AL GELO FROSTFEST RESISTANCE AU GEL	ISO 10545-12	TEST PASSED TEST SUPERATO TEST BESTANDEN TEST RÉUSSI	GUARANTEED GARANTITO GARANTIRT GARANTI				
CHEMICAL CHIMICA CHEMISCH CHIMIQUE		RESISTANCE TO CHEMICALS (ACIDS, BASES AND SALTS) RESISTENZA ALL'ATTACCO CHIMICO CHEMIKALIENBESTÄNDIGKEIT RESISTANCE A L'ATTAQUE CHIMIQUE	ISO 10545-13	UB MINIMUM UB MINIMO UB MINIMUM UB MINIMUM	GUARANTEED GARANTITO GARANTIRT GARANTI				
		RESISTANCE TO STAINS RESISTENZA ALLE MACCHIE FLECKENBESTÄNDIGKEIT RESISTANCE AUX TACHES	ISO 10545-14	≥ 3	COMPLYING CONFORME ERFÜLLT CONFORME				
LIGHT LUCE LICHT LUMIÈRE		COLOR RESISTANCE TO LIGHT EXPOSURE RESISTENZA DEI COLORI ALLA LUCE LICHTECHTHEIT DER FARBEN RESISTANCE DES COULEURS À LA LUMIÈRE	DIN 51094	NO NOTICEABLE COLOR MODIFICATIONS ASSENZA DI APPREZZABILI ALTERAZIONI DI COLORE KEIN SICHTBARE FARBVERÄNDERUNGEN AUFWEISEN AUCUN ALTERATIONS APPRÉCIABLES DE COULEUR	COMPLYING CONFORME ERFÜLLT CONFORME				
SAFETY SICUREZZA SICHERHEIT SÉCURITÉ		SKID RESISTANCE RESISTENZA ALLO SCIVOLAMENTO RUTSCHHEMMUNG RÉSISTANCE AU GLISSEMENT	DIN 51130	VALUE DECLARED VALORE DICHIARATO ERKLÄRTER WERT VALEUR DÉCLARÉE	R10 - R11			R11	

		TECHNICAL FEATURES CARATTERISTICHE TECNICHE TECHNISCHE DATEN CARACTERISTIQUES TECHNIQUES	STANDARD NORMA NORME	6 CM
STRUCTURAL STRUTTURALE STRUKTURELL STRUCTURAL		WATER ABSORPTION ASSORBIMENTO D'ACQUA WASSERAUFNAHME ABSORPTION D'EAU		< 0.30%
		INDIRECT TRACTION TRAZIONE INDIRETTA INDIREKTE TRAKTION TRACTION INDIRECTE		> 10 N/mm ²
		MONO-AXIAL COMPRESSION COMPRESSIONE MONOASSIALE MONOAXIALER DRUCK COMPRESSION MONOAXIALE		EN 1338
SURFACE SUPERFICIE OBERFLÄCHE SURFACE		ABRASION RESISTANCE RESISTENZA ALL'ABRASIONE ABRIEFESTIGKEIT RESISTANCE A L'ABRASION		< 20 mm
SAFETY SICUREZZA SICHERHEIT SÉCURITÉ		SKID RESISTANCE RESISTENZA ALLO SCIVOLAMENTO RUTSCHHEMMUNG RÉSISTANCE AU GLISSEMENT		> 60

CERTIFIED COMPANY

AZIENDA CERTIFICATA - ZERTIFIZIERTES UNTERNEHMEN - ENTREPRISE CERTIFIÉE





**P. DE ZANET & CO. AG
NATURSTEINE**

GRYNAUSTRASSE 5
8730 UZNACH

TEL +41 55 293 26 30
FAX +41 55 293 26 39
INFO@DEZANET.CH

FÖRLIWIESENSTRASSE 4
8602 WANGEN B. DÜBENDORF

TEL +41 44 805 50 70
FAX +41 44 805 50 71
WANGEN@DEZANET.CH

OBERE BAHNHOFSTRASSE 28
5507 MELLINGEN

TEL +41 56 544 65 00
FAX +41 56 544 65 02
MELLINGEN@DEZANET.CH

WWW.DEZANET.CH